

Bishop Luffa Learning Partnership
(A Company Limited by Guarantee)
Annual Report and Financial Statements
Year ended 31 August 2023

Company Registration Number:
08749379 (England and Wales)

Bishop Luffa Learning Partnership

Contents

	Page
Reference and Administrative Details	1
Trustees' Report	3
Governance Statement	23
Statement on Regularity, Propriety and Compliance	29
Statement of Trustees' Responsibilities	30
Independent Auditor's Report on the Financial Statements	31
Independent Reporting Accountant's Report on Regularity	35
Statement of Financial Activities incorporating Income & Expenditure Account	38
Balance Sheet	39
Statement of Cash Flows	40
Notes to the Financial Statements	41

Bishop Luffa Learning Partnership

Reference and Administrative Details

Members

The Diocese of Chichester Education Trust

The Dean and Chapter of the Cathedral Church of the Holy Trinity in Chichester

The Rural Dean of Chichester

The Rural Dean of Westbourne

The Rural Dean of Arundel and Bognor

The Chair of the Board of Trustees

Trustees

J Wilson* (Chair)

B Dempster*

J Edwards

N Hoggarth*

M Lumley

L Parslow*

P Seaman

* *members of the Audit and Risk committee*

Senior Management Team

A Hindman (CEO & Head Teacher of Bishop Luffa School)

S Williams (Safeguarding Lead & Deputy Head of Bishop Luffa School)

S White (Deputy Head of Bishop Luffa School)

M Nicholds (CFO)

J Collins (SENCO)

L Harris (Head of School Rumboldswyke Primary School)

Company Secretary

M Nicholds

Accounting Officer

A Hindman

Company Name

Bishop Luffa Learning Partnership

Principal and Registered Office

Bishop Luffa School

Westgate

Chichester

West Sussex

PO19 3HP

Bishop Luffa Learning Partnership

Reference and Administrative Details

Company Registration Number

08749379 (England and Wales)

Independent Auditor

Hopper Williams & Bell Limited

Statutory Auditor

Highland House

Mayflower Close

Chandlers Ford

Eastleigh

Hampshire

SO53 4AR

Bankers

Lloyds Bank Plc

10 East Street

Chichester

West Sussex

PO19 1HJ

Solicitors

Paris Smith LLP

1 London Road

Southampton

Hampshire

SO15 2AE

Bishop Luffa Learning Partnership

Trustees' Report

'Trustee', 'director' and 'governor' mean the same and are used interchangeably.

The Trustees present their annual report together with the financial statements and auditor's report of the charitable company for the year ended 31 August 2023. The annual report serves the purposes of both a trustees' report, and a directors' report under company law.

On 1 October 2020 the Trust moved from Standalone to Multi Academy Trust status having successfully applied for Rumboldswyke Infant School to join the new Bishop Luffa Learning Partnership Multi Academy Trust. The Trust now operates Bishop Luffa School, a Church of England academy for pupils aged 11-18 serving the local area of West Chichester and the three deaneries to the west of the Chichester Diocese, and Rumboldswyke School which became a Primary School from 1 September 2021 after a successful Significant Change application by the Trust. Bishop Luffa School has a pupil capacity of 1466 and the school roll was 1548 in July 2023. Rumboldswyke Primary School has a PAN of 18 and had 78 students on roll July 2023.

Structure, Governance and Management

Constitution

The Academy Trust is a company limited by guarantee and an exempt charity. The charitable company's memorandum and articles of association are the primary governing documents of the Academy Trust. The Trustees of Bishop Luffa Learning Partnership are also the directors of the charitable company for the purposes of company law. The charitable company operates as Bishop Luffa Learning Partnership.

Details of the Trustees who served during the year and to the date these accounts are approved are included in the Reference and Administrative Details on page 1.

Members' Liability

Each Member of the charitable company undertakes to contribute to the assets of the charitable company in the event of it being wound up while they are a Member, or within one year after they cease to be a Member, such amount as may be required, not exceeding £10, for the debts and liabilities contracted before they ceased to be a Member.

Trustees' Indemnities

Governors' third-party indemnity is covered by the Risk Protection Arrangement that the school has with the Department for Education.

Method of Recruitment and Appointment or Election of Trustees

The number of Trustees shall be not less than five. The Members shall appoint by ordinary resolution up to 10 but no fewer than three Trustees. The number of Trustees appointed by the Members shall always outnumber other Trustees by at least two.

The Trustees may appoint Co-opted Trustees. A Co-opted Trustee means a person who is appointed to be a Trustee, by Trustees who have not themselves been Co-opted. Trustees may not co-opt an employee of the Trust if the number of Trustees who are employees of the Trust would then exceed one third of the total number of Trustees.

Bishop Luffa Learning Partnership

Trustees' Report

Method of Recruitment and Appointment or Election of Trustees (continued)

The Trustees may appoint Local Governing Bodies for each Academy. All members of the Local Governing Bodies, with the exception of elected parent and Staff Governors, shall be appointed by the Trustees with the consent of the Diocesan Corporate Member. Trustees shall ensure that the Local Governing Bodies include at least two Parent Governors.

The constitution, membership and proceedings of the Local Governing Bodies shall be determined by the Trustees.

Policies and Procedures Adopted for the Induction and Training of Trustees

All new Trustees are provided with a copy of the school Year Book, the list of Trustees and committee membership document, an up to date Governor Training booklet and a copy of the School Development Plan. All new Trustees meet individually with the Head Teacher and are given a tour of the Trust's schools. Trustees can attend any training session that they feel is appropriate to them and they are encouraged to attend the designated training for new Trustees.

Opportunities to join a committee are offered and Governors of the local Governing Bodies can become a Link Governor for a Department or for Safeguarding, Data or Pupil Premium when there is a vacancy.

Organisational Structure

The Board of Trustees of Bishop Luffa Learning Partnership devolves the responsibility of the day to day running of the schools to the CEO and the Executive Leadership Team. Their activities and decisions are monitored through a number of committees and the scheme of delegation.

The main committees are:

Trust Board committees:

- Audit & Risk committee I Creswick (Chair)
- Faith & Worship committee M Lumley (Chair)
- Bishop Luffa Local Governing Body N Hoggarth (Chair)
- Rumboldswyke Local Governing Body P Collins (Chair)

Bishop Luffa Local Governing Body committees:

- Admissions Committee S Holland (Chair)
- Curriculum and Progress Committee N Hoggarth (Chair)
- Ethos and Wellbeing Committee D Rooks (Chair)

Rumboldswyke Local Governing Body has no sub-committees.

Bishop Luffa Learning Partnership

Trustees' Report

Organisational Structure (continued)

Scheme of Delegation:

	Finance	Human Resources	Site, Assets & Contracts	Educational Outcomes	Strategic Vision / Governance
Members	Approve appointment of external auditors and legal teams. Receive annual accounts and external audit.	Appoint / remove Trustees in accordance with the Articles.	Approve any service contracts for Trustees.	Receive and Q/A annual report.	Review Articles of Association. Receive and Q/A annual report. Name the trust.
Board of Trustees	Overseeing the finances, including the internal audit. Establishing a fair funding model for use across the trust; approve annual budget. Agreeing each academy's budget and the scheme of financial delegation and limits. Compliance with the Academies Financial Handbook, funding agreement and audit targets. Oversight of finances in each academy; sign off and report annual accounts; receive monthly management accounts. Determination of, after consultation with each academy, the extent of services provided and funded centrally (procurement). Appoint accounting officer (CEO) Approve anti-fraud and whistleblowing policies. Oversight of risk and the risk register.	Overseeing Executive Headteacher and academy Headteacher appointments (and executive pay). Establishing equitable pay and HR related policies that are consistent in all academies in the trust. Decide where and how to deploy staff who are employed directly by the Trust, after consultation with each academy. Appoint Company Secretary / Clerk to the Trustees / CFOO. Appraisal of CEO and any other executive roles.	Establishing a process for local management and maintenance of assets and appropriate registers. Overseeing significant capital developments, campus expansions and bids, e.g. CIF. Agreeing, after consultation, any joint use of buildings. Adopt a trust-wide procurement policy. Set delegated levels of authority for contracts. Set up and approve Trustee expenses. Approve insurance arrangements i.e. RPA. Ensure trust-wide Health and Safety Policy implemented. Manage contingency planning and business continuity. Determine/lead brand & core marketing for trust and academies.	Overseeing standards and outcomes of the trust's academies, e.g. KS2 outcomes, GCSE results. Annual target setting for each academy in the Trust. Oversight of key performance indicators and external audits on a trust and individual academy basis. Commission intervention, as required, to support any academy requiring improvement. Ensure a broad and balanced curriculum provided (in line with funding agreement). Ensure trust-wide SEND and Child Protection (safeguarding) policies implemented effectively. Ensure appropriate spending and impact of service and pupil premium funding.	Core vision and operating model of the trust, including symbiotic working between trust academies. Review and amend Constitution, scheme of delegation and TOR of trust committees and LGBs – to include 'reserved matters'. Approach to admissions, including PAN/NOR negotiations. Power to change and, if required, withdraw delegated powers from a LGB. Overseeing strategic development of the trust; review and planning of potential trust expansion, e.g. incorporating additional schools into the trust. Review and implement core policies of the trust; agree 'delegated policies' list. RSC liaison. The Trustee Board must meet at least three times a year.

Committees of the Board of Trustees

Audit and Risk Committee

This role of this committee is to ensure the effectiveness of the Trust's financial controls and risk management. The Chair reports to the Full Board of Trustees.

Faith and Worship Committee

This committee monitors and reviews the spiritual health of the Trust. It evaluates the Trust's quality and effectiveness in meeting its holistic vision for the education of our young people. The Chair reports to the Full Board of Trustees.

Committees of Bishop Luffa School

Bishop Luffa School Admissions Committee

The Committee reviews the Admissions Policy, having regard to the School Admissions Code and the Academy Funding Agreement Annex B. The Committee also considers applications and allocates places in accordance with the Admissions Policy. Changes to the Admissions Policy are referred to the Local Governing Body for approval. The Chair reports to the Local Governing Body.

Bishop Luffa School Curriculum and Progress Committee

The Headteacher reports to the Committee on any curriculum changes and on targets and achievement. The Chair reports to the Local Governing Body.

Bishop Luffa Learning Partnership

Trustees' Report

Organisational Structure (continued)

Bishop Luffa School Ethos and Wellbeing Committee

This Committee has an oversight of Student Welfare and Safeguarding, Staffing, the Learning Environment and also Faith and Worship within the School. The Chair reports to the Local Governing Body.

Scheme of Delegation to local Governing Bodies

The Local Governing Bodies are sub-committees of the main Board of Trustees. Their purpose is to exercise stewardship of all funds entrusted to the school. This is carried out by:

- Seeking value for money and ensuring resources are applied appropriately at academy level.
- Monitoring and reviewing expenditure regularly; propose the annual budget for each academy for submission to Trustees for review/approval.
- Maintaining proper accounting records and preparing expenditure and balance sheets.
- Supporting the trust board in relation to the annual budgetary process.
- Ensure provision of free school meals, as appropriate.
- To maintain a register of business interests.
- Observe the Financial Scheme of Delegation.
- Comply with the Academies Financial Handbook.
- Ensure that Pupil Premium, Service Premium and similar focused funding is deployed effectively.

Site, Assets and Contracts

- Notifying the trust of any changes to fixed assets used by the academy.
- Management of buildings maintenance, decoration and smaller capital projects.
- Ensuring compliance with all health and safety and related regulations, e.g. fire safety.
- Enter into contracts up to the limits of delegation and within agreed budget.
- Review the academy's risk register.
- Review site inspection reports and related information pertaining to the premises and health and safety.

Human Resources

- Managing staff appointments in line with safer recruitment expectations (except at Headteacher level).
- Reviewing the impact of staff appraisal processes and professional development.
- Leading the effective deployment of staff in keeping with the academy's budget.
- Implement the trust's pay policy and ensure a pay committee exists to approve pay recommendations and hear appeals.
- Hearings and appeals – grievance, disciplinary, absence and capability procedures (including suspension of staff).

Bishop Luffa Learning Partnership

Trustees' Report

Organisational Structure (continued)

Local Governing Bodies of Bishop Luffa and Rumboldswyke

The Chief Financial Officer (School Business Manager) prepares the financial data and meets with the Chief Executive Officer (Headteacher) prior to the Local Governing Body meetings. The CFO reports on the actual income and expenditure figures for the year to date and the forecast to the end of the financial year. The Local Governing Bodies monitor and review all aspects of the educational provision, safeguarding and financial status and procedures of their respective school. The Chairs of the Governing Bodies report to the full Board of Trustees.

The Local Governing Bodies and the Admissions committee meet at least once every half term. The other committees meet at least once every term. All meetings are attended by at least one member of the Executive Leadership Team and the CEO attends all meetings.

Arrangements for setting pay and remuneration of key management personnel

When Bishop Luffa School converted to academy status on 1 December 2013 all staff retained the same terms and conditions of employment, as did Rumboldswyke School staff when they converted on 1 October 2020.

The Executive Leadership Team's pay is reviewed annually by the Board of Trustees. Teaching staff of the Leadership Team have their salary set within an individual salary range in line with the School Teachers Pay and Conditions Document. The CFO is paid on the Hay Grade Scale and is reviewed by the same group.

The CEO's pay is reviewed annually by a Trustees' Performance Review Committee in line with the Standard Teachers Pay and Conditions Document.

Trade union facility time

Bishop Luffa School has a Union representative for the teaching body and one for the Support Staff. Rumboldswyke School has no union representative for teaching or support staff.

Relevant union officials

Number of employees who were relevant union officials during the relevant period	Full-time equivalent employee number
2	1.67 (Teaching union representative 1, Support Staff union representative 0.67)

Percentage of time spent on facility time

Percentage of time	Number of employees
0%	-
1%-50%	2
51%-99%	-
100%	-

Bishop Luffa Learning Partnership

Trustees' Report

Trade union facility time (continued)
Percentage of pay bill spent on facility time

Total cost of facility time	£837
Total pay bill	£8m
Percentage of the total pay bill spent on facility time	0.01%

Paid trade union activities

Time spent on paid trade union activities as a percentage of total paid facility time hours	100%
---------------------------------------------------------------------------------------------	------

Related Parties and other Connected Charities and Organisations

As a Church of England Academy, the Trust has a close working relationship with Chichester Diocese. This is illustrated in the makeup of the Academy Trust's members and the objects of the school as set out in the Articles of Association which refers to developing the school with a designated Church of England religious character offering a broad and balanced curriculum conducted in accordance with the principles, practices and tenets of the Church of England.

The Trust will at times enter into transactions with connected and related parties. These transactions are conducted in line with the Academies Financial Handbook and are detailed in the notes to the financial statements. There are no related or connected parties that control or significantly influence the decisions and operations of the Trust.

Objectives and Activities

Objectives, Strategies and Activities

We strive to give students an experience of school that reflects John 10:10 'I have come in order that you may have life – life in all its fullness'. We are focussed on giving students the opportunity to explore different subjects, different sports and different hobbies and forge an identity that is their own. Guiding all of this is a belief that a full life flows from a relationship with God.

Our expectation for staff and students' conduct in school is based on Mark 12:31 'Love your neighbour as you love yourself'. This has been turned into our school motto: 'always our best because everyone matters.' Increasingly we find that the hardest part is helping students to love themselves and believe that they matter to other people and to God.

Bishop Luffa Learning Partnership

Trustees' Report

Objectives, Strategies and Activities (continued)

Bishop Luffa School is a Church of England academy serving the Diocese of Chichester. In July 2023 we had 1548 students across years 7 to 13. The school is presently oversubscribed at 11-16, where students are organised into 8 House groups per year. The Sixth Form has a target of 160 students per year and in July 2023 had 192 in Year 12 and 136 in Year 13. Our strategy for the Sixth Form is that we take an academic focus to complement the strong vocational offer at Chichester College. We have a minimum entry requirement of 5 GCSEs at grade 5 or above, with 6s expected in the subjects being taken at A Level (except Maths, which requires a grade 7). To maintain this profile, we have been targeting external students and will be further developing our post 16 external recruitment strategy and use of online marketing and promotion in the coming year. Applications for Year 12 for 2023-24 are at a record high with a significant increase in external applicants which is testament to the planning, marketing and close management by the Head of Sixth Form and his team. 'Bishop Luffa School was judged 'Outstanding' by Ofsted in December 2022.

We have an historic gender imbalance, with more girls than boys in nearly every year group. We have low numbers of students that meet the government's definition of disadvantaged students compared to national averages; low number of students with EHCPs; low numbers of CLA students. However, each of these categories is noticeably increasing within the school, reflecting wider issues locally and nationally.

At Bishop Luffa we aim to be a confident outward looking community where:

- Children and staff see a bright future, develop spiritually and express their own views of faith and worship.
- Students are creative and adventurous, taking risks to expand their understanding.
- We are accepting and inclusive appreciating each other's God given character and gifts.
- As a community we encourage a desire to learn giving support and personalisation where needed.
- We are safe and where we are given the space to flourish.
- Where all are happy, feel loved and part of the family, enjoy fun, celebrate and are thankful.
- We work as a team and community to contribute and expand God's work.

Bishop Luffa School offers a broad curriculum, with pathways that suit a range of interests and abilities. In KS3 pupils have the opportunity to specialise in a language and refine their Design Technology choice. In KS4 we believe it is right that all pupils who have the ability should continue to study languages and this is accompanied by the requirement for all pupils to study RE. We believe RE is a Humanities Subject and as such a significant proportion of our students complete the EBACC with RE.

All pupils also have the opportunity to study the DFE defined EBACC. Alongside this we offer options allowing pupils to follow both academic and vocational pathways. We are continuing to extend the range of vocational pathways to meet the needs of our changing cohort.

Bishop Luffa Learning Partnership

Trustees' Report

Objectives, Strategies and Activities (continued)

At Post 16 we are fortunate to be located next to an outstanding sixth form college that specialises in vocational pathways. BLS has a growing reputation as a centre of excellence for Level 3 A level courses and we offer 32 different subjects, including music and languages, which are not available anywhere else locally. Approximately 25% of our intake at post 16 are external students.

Beyond the taught curriculum, Bishop Luffa School offers thought provoking tutor worship sessions and assemblies to help pupils reflect on the wider aspects of life and their spiritual journey. Pupils are encouraged to take part in the diverse range of extra-curricular activities and trips. The curriculum is also underpinned by a widely valued and well-structured PSHE programme.

Our curriculum and pastoral arrangements are not an end in themselves. They are the means to develop our pupils into whole, happy and well-educated people. This is a joint enterprise between pupil, school, home, church and the wider community. Each plays a vital role in realising our vision: "Always our best because everyone matters".

Launchpad – an alternative provision centre based in the old Lavant House School north of Chichester continues to flourish and has drawn much attention from other schools and the Local Authority with regard potential placements. Launchpad is run by Bishop Luffa Learning Partnership staff in accommodation that is occupied on a peppercorn rent.

Launchpad aims to predominantly support students from the BLLP and partner schools but is working with the Local Authority to support students with Educational Health Care Plans who are predominantly emotionally based school avoiders.

Launchpad aims to support students who:

- Display emotional school-based avoidance.
- Display behaviour linked to emotional well-being that prevents them from engaging effectively in mainstream education.
- In KS3 would benefit from engagement through vocational taster sessions.
- Join the Trust through a LA panel and need an opportunity to settle and avoid disrupting main school cohorts.

Launchpad also meets the aims of the Trust by offering outreach work by:

- Supporting students at college on technical skills days.
- Visiting students on work experience.
- Supporting students in partner alternative provision placements.
- Working with students at Bishop Luffa school who are rising up the school's pyramid of need or presenting with challenging behaviour.

Bishop Luffa Learning Partnership

Trustees' Report

Objectives, Strategies and Activities (continued)

Developing the Multi Academy Trust

Bishop Luffa Learning Partnership has continued its ambition to grow a MAT in the Chichester area. Trustees are clear that they want students to benefit directly from a MAT and that schools need to be close enough, geographically, to facilitate meaningful working relationships.

Trustees feel we can provide leadership and management expertise to primary colleagues, particularly financial support, which will leave Heads of School free to concentrate on providing a high-quality curriculum, in line with our vision that our students experience 'life in all its fullness'.

As the only Church Secondary school in Chichester, Bishop Luffa Learning Partnership is in the unique position to be able to offer children an education with a consistent nurturing ethos from Reception to Sixth Form. This unique opportunity comes with the added responsibility of being respectful to and working with other church schools in the city.

Rumboldswyke Infant School joined the MAT on the 1 October 2020 and the partnership has been very successful. From an infant school threatened with closure, the MAT successfully converted the school to an all through Primary which is now over-subscribed at Reception and is being asked to consider in year admissions to support the demand for Primary school places in the city.

Rumboldswyke School currently attracts children from its local residential area of Whyke in the south east of Chichester. Bishop Luffa School sits 2.3 miles due west on the western edge of the City. Many Rumboldswyke children already join Bishop Luffa in year 7 and this was a unique opportunity to establish a Trust serving parents and carers who want the option of an all-through education from 4-18 within one family of church schools.

Rumboldswyke Church of England Primary School is a small primary school. There are currently 98 pupils on role from EYFS to Year 5. The aim is to have a school of 119 by September 2024.

The curriculum offer is designed based on the belief that children learn best when they see purpose in their learning. The curriculum is explored through 'learning experiences'. Each learning experience is rooted in a key question and a Christian value: these values are also linked to the daily worship programme. This is designed so children are able to explore and recognise values in different contexts, past and present, reflecting on what they mean for us today. We strongly believe that for children to be truly engaged with their learning they must have an achievable goal. Having an authentic outcome is a key motivating factor to produce incredible work which children are excited about and intrinsically motivated to produce.

Rumboldswyke has high numbers (21.4%), compared to national averages (16%), of children with Special Educational Needs and/or Disabilities. There are also a high number of disadvantaged students (32%). The national average is 26%. Less than 78% of our current students joined whilst in their Reception Year.

Bishop Luffa Learning Partnership

Trustees' Report

Objectives, Strategies and Activities (continued)

The Trust is currently working with a number of schools in the local area and another MAT within the Chichester Diocese. The support includes back office, financial, HR, estate management and teaching. One of the schools is Lavant C of E Primary school, situated four miles north of Bishop Luffa School. During this financial year the school has consulted with its staff, parents and governors and successfully applied to both the Diocesan Board of Education and the DfE to become an Academy and join the BLLP. The Trust will be welcoming Lavant into the MAT from the 1 December 2023.

The CEO and CFO continue to be approached by maintained schools who want to explore and gain a better understanding of the advantages of operating as an Academy with a MAT.

Public Benefit

The Trustees confirm that they have referred to the guidance contained in the Charity Commission's general guidance on Public Benefit when reviewing the charity's aim and objectives and in planning future activities. In particular, Trustees consider how planned activities will contribute to the academy's aims and objectives.

Strategic Report

Achievements and Performance (including Key Performance Indicators)

Year 11 initial results analysis 2023

The analysis below is based upon exam results obtained in the summer of 2023. The grades are compared to projections submitted in the spring term to assess the accuracy of these projections. All progress 8 scores should be treated with great caution as the P8 can only be calculated when national data is available and at this stage we are using collaboration data from SISRA which will be updated. Figures included here are based on 2023 collaboration data from SISRA using 2022 DfE rules. Green above projections red below.

Measure	All		Male		Female		Target
	Grade	Points new scale	Grade	Points new scale	Grade	Points new scale	points
Attainment 8 2023		5.09		5.01		5.17	5.58
Attainment 8 Exam results 2019	B+	5.54	B-	5.08	B+	6.05	5.7
Measure	Percentage(entered)		Percentage(entered)		Percentage(entered)		%
Eng and MA 9-5 2023	52.3		50.9		53.5		66.4
Eng and Ma 9-5 exam results 2019	62.1		54.9		70		
EBacc Exam results 2023 9-5	22.0 (27.4)		16.7 (18.4)		26.8 (35.4)		24.9
EBacc Exam results 2019 9-5	22.4 (25.9)		13.9 (14.8)		31.8 (38.2)		
	Average points score				Average slots filled		
Average points score for EBacc (Cohort)	4.38				4.88		

Bishop Luffa Learning Partnership

Trustees' Report

Achievements and Performance (including Key Performance Indicators) (continued)

Attainment is lower than projected in the spring. The gender gap is smaller than in 2019 mainly due to girls doing less well in terms of attainment than in 2019.

English and Maths grade 5 attainment is below the target for this cohort and lower than in 2019. A detailed analysis of this is needed by these teams to identify why this is the case. There is a significantly smaller percentage of girls attaining this measure than in 2019.

EBacc entry rates are similar to 2019 but attainment at grades 9-5 is lower and lower than targeted for this cohort.

Progress 8 analysis

Please refer to the first paragraph before interpreting this data. (Red decrease from Spring, Green increase, Black no change)

Group	Overall Exam results 2019	Overall 2023	Eng Exam results 2019	Eng 2023	Ma Exam results 2019	Ma 2023	EBacc Exam results	EBacc 2023	Open Exam results	Open 2023
All	0.36	0.22	0.16	0.02	0.46	0.27	0.57	0.30	0.18	0.18
Male	-0.06	0.18	-0.5	-0.12	0.35	0.40	0.3	0.39	-0.46	0.01
Female	0.80	0.26	0.85	0.15	0.59	0.15	0.86	0.21	0.86	0.32
P8 Slots							2.78	2.76	2.94	2.89

Overall the initial P8 estimate for this cohort compares well to 2019, indicating similar progress. Boys progress has improved, but girls has declined compared to 2019. English progress is better than 2019 but is the lowest of the p8 pillars, boys have made better progress in English but girls have done less well meaning that the gender gap is reduced. In Maths progress is similar to 2019 with boys doing better than girls a reverse of the gender difference in 2019. EBacc results are similar to 2019 and the gender gap is small with girls doing slightly better than boys. Open progress appears better than 2019 and the gender gap is smaller, girls continue to do better in this pillar than boys.

Bishop Luffa Learning Partnership

Trustees' Report

Achievements and Performance (including Key Performance Indicators) (continued)

English and Maths progress in detail

Progress 8	English		Maths		
Group	2023	2019 result	2023	2019 result	Number of pupils
Non FSM	0.08	0.18	0.28	0.48	217
FSM ever 6	-0.44	-0.16	0.13	0.22	24
CLA	-	-0.41	-	-1.06	-
AFC/SGO	-1.83	0.56	-1.55	-0.05	2
K-SEN support	0.08	-1.00	0.29	-0.22	41
S-EHC or statement	-2.86	0.07	-2.17	-0.2	6
Low	0.43(all) 0.59(M) 0.24(F)	0.55 (all) 0.25 (M) 1.16 (F)	0.79(all) 1.01(M) 0.54(F)	0.59 (all) 0.38 (M) 1.01 (F)	37 20 17
Middle	0.00(all) -0.29(M) 0.21(F)	0.20 (all) -0.41 (M) 0.98 (F)	0.15(all) 0.19(M) 0.13(F)	0.35 (all) 0.20 (M) 0.56 (F)	138 60 78
Upper	-0.20(all) -0.30(M) -0.11(F)	0.11 (all) -0.61 (M) 0.77 (F)	0.19(all) 0.44(M) -0.03(F)	0.53 (all) 0.46 (M) 0.59 (F)	50 24 26

For English

FSM E6 pupil progress is lower than non FSM the gap is larger than in 2019, SENK pupil progress is better than non-SEN students but EHC progress is lower. Student progress reduces overall as ability increases. Girls' progress is lower than 2019 for all groups, boys' progress is better. The lower progress rates of girls in all bands are having the most significant impact on progress.

For Maths

FSM ever 6 progress is lower than non FSM students, the gap is similar to 2019, SENK pupil progress is better than non-SEN students but EHC progress is lower. Middle ability students have made the least progress. The gender gap is small for middle and upper ability ands but larger for lower ability groups where boys have made more progress. The progress of middle ability students is lower than in 2019 and is much lower for girls.

Bishop Luffa Learning Partnership

Trustees' Report

Achievements and Performance (including Key Performance Indicators) (continued)

FSM ever 6 progress

Group	Results 2019 Attainment 8	2023 A8	Results 2019 progress 8	2023 P8	Number of pupils
Non FSM	5.6	5.25	0.38	0.27	217
FSM E6 All	4.6	3.74	0.01	-0.21	24
CLA All	2.9	-	-0.6	-	-
AFC/SGO all	4.3	2.85	-0.04	-1.65	2

FSM students have made progress in line with the national average but below that of non FSM students, as a result attainment is lower than non FSM students. The gap in progress is similar to 2019 in terms of progress.

Subject progress and accuracy of projections.

GCSE 9-1	All																Male																Female															
	Name	9%	9-7%	9-5%	9-4%	9-U%	Grades	Av Pts	Residual	SPI	9%	9-7%	9-5%	9-4%	9-U%	Grades	Av Pts	Residual	SPI	9%	9-7%	9-5%	9-4%	9-U%	Grades	Av Pts	Residual	SPI																				
Art	8.9	26.7	80	93.3	100	45	5.82	0.27	0.53	11.1	22.2	88.9	100	100	9	5.89	0.4	0.49	8.3	27.8	77.8	91.7	100	36	5.81	0.24	0.54																					
Biology	17.5	39.7	76.2	87.3	100	63	6.11	0.16	0.5	18.8	37.5	81.3	90.6	100	32	6.25	0.26	0.64	16.1	41.9	71	83.9	100	31	5.97	0.05	0.34																					
Business	1.5	10.3	48.5	64.7	97.1	68	4.34	-0.13	0.12	0	11.4	42.9	60	100	35	4.29	0.07	0.02	3	9.1	54.5	69.7	93.9	33	4.39	-0.35	0.21																					
Chemistry	25	60.7	91.1	96.4	100	56	6.89	0.58	1.07	24.1	65.5	89.7	96.6	100	29	7	0.77	1.19	25.9	55.6	92.6	96.3	100	27	6.78	0.38	0.94																					
Computer	3.4	27.6	58.6	72.4	100	29	5.03	-0.32	0.79	3.8	26.9	53.8	69.2	100	26	4.92	-0.35	0.91	0	33.3	100	100	100	3	6	-0.05	-0.19																					
Drama	9.1	13.6	54.5	72.7	100	22	4.91	-0.23	-0.22	0	20	60	80	100	5	5	-0.44	-0.41	11.8	11.8	52.9	70.6	100	17	4.88	-0.16	-0.16																					
English	4.1	19.9	62.7	80.1	99.6	241	5.07	0.03	0.26	2.6	12.1	56	75.9	100	116	4.77	-0.06	0.01	5.6	27.2	68.8	84	99.2	125	5.36	0.11	0.47																					
English Lit	2.2	15.1	57.8	81.9	100	232	4.86	-0.29	-0.04	1.8	12.6	46.8	79.3	100	111	4.61	-0.35	-0.26	2.5	17.4	67.8	84.3	100	121	5.08	-0.23	0.15																					
Food/Tc	0	5.3	36.8	57.9	100	19	3.89	-0.11	-0.58	0	0	30	50	100	10	3.5	-0.7	-1.07	0	11.1	44.4	66.7	100	9	4.33	0.55	-0.02																					
French	10	37.5	90	92.5	100	40	6.1	-0.1	0.78	0	25	91.7	100	100	12	5.83	0.09	0.49	14.3	42.9	89.3	89.3	100	28	6.21	-0.18	0.88																					
Geog	1.9	38.5	80.8	84.6	98.1	52	5.81	0.16	1.17	3.3	26.7	73.3	76.7	96.7	30	5.27	0.14	1.01	0	54.5	90.9	95.5	100	22	6.55	0.19	1.36																					
German	5.3	5.3	63.2	84.2	100	19	4.74	-0.54	0.39	7.1	7.1	57.1	85.7	100	14	4.79	-0.51	0.23	0	0	80	80	100	5	4.6	-0.6	0.91																					
History	1.3	20.3	57	70.9	100	79	4.65	-0.29	0.27	0	26.7	46.7	66.7	100	30	4.47	-0.24	0.01	2	16.3	63.3	73.5	100	49	4.76	-0.33	0.42																					
Maths	5.8	23.1	57.4	83.5	100	242	5.13	0.08	0.33	5.1	23.1	56.4	83.8	100	117	5.1	0.28	0.39	6.4	23.2	58.4	83.2	100	125	5.15	-0.1	0.28																					
Media	3.2	32.3	58.1	74.2	100	31	5.32	0.32	0.36	7.7	15.4	38.5	61.5	100	13	4.54	-0.13	-0.55	0	44.4	72.2	83.3	100	18	5.89	0.64	0.9																					
Music	18.2	27.3	81.8	90.9	100	11	6	0.55	0.91	25	37.5	100	100	100	8	6.75	0.92	1.52	0	0	33.3	66.7	100	3	4	-0.42	-0.72																					
PE GCSE	0	21.1	89.5	94.7	100	19	5.58	0.41	0.87	0	18.2	81.8	90.9	100	11	5.45	0.45	0.82	0	25	100	100	100	8	5.75	0.35	0.94																					
Physics	21.4	55.4	91.1	96.4	100	56	6.75	0.44	0.94	27.6	62.1	93.1	96.6	100	29	7.03	0.8	1.27	14.8	48.1	88.9	96.3	100	27	6.44	0.04	0.58																					
Polish: 6G	0	0	100	100	100	1	6	2.68	-	0	0	100	100	100	1	6	2.68	-	-	-	-	-	-	-	-	-	-	-																				
RE	3.8	22.2	57.3	70.5	99.6	234	4.9	-0.21	-0.09	0	9.7	45.1	64.6	99.1	113	4.35	-0.52	-0.55	7.4	33.9	68.6	76	100	121	5.42	0.07	0.32																					
Spanish	5.7	25	69.3	87.5	100	88	5.42	-0.27	0.92	0	25.7	65.7	88.6	100	35	5.2	-0.39	0.53	9.4	24.5	71.7	86.8	100	53	5.57	-0.2	1.19																					
Statistics	0	100	100	100	100	1	8	0.6	1.26	0	100	100	100	100	1	8	0.6	1.26	-	-	-	-	-	-	-	-	-																					
Technology	5.7	22.6	54.7	67.9	100	53	4.94	0.2	0.77	2.4	16.7	47.6	61.9	100	42	4.55	0	0.43	18.2	45.5	81.8	90.9	100	11	6.45	1	1.97																					
Textiles	0	7.1	71.4	100	100	14	5.29	0.17	0.15	-	-	-	-	-	-	-	-	-	0	7.1	71.4	100	100	14	5.29	0.17	0.15																					

A2 Monitoring preliminary report summer 2022

This report is based on exam results obtained in the summer term of 2022 Colours: figures in red indicate actual results that were below Spring projected grades; figures in green indicate actual results that exceeded Spring projected grades. This analysis includes Core.

1. Overall results

	Target	Projected (Spring)	Actual A2 only
A*-B grades	83%	64.7	58.3
A*-E grades	100%	99.5	99.7
Average points per A2 entry	45.24	41.1	36.99

Overall results are slightly higher than spring projections.

Bishop Luffa Learning Partnership

Trustees' Report

Achievements and Performance (including Key Performance Indicators) (continued)

2. How did the different genders perform?

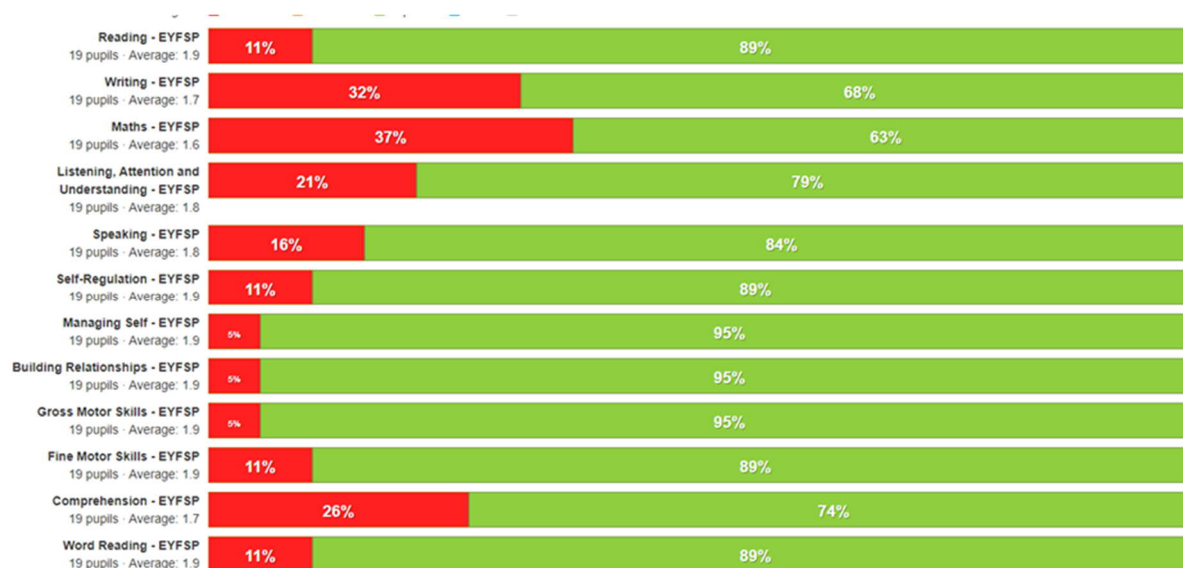
		Projected (%)	Actual A2 only(%)
A*-B grades	Male	58.9	54.1
	Female	69.2	61.6
A*-E grades	Male	98.8	99.4
	Female	100	100
Average points per A2 entry	Male	38.99	35.93
	Female	42.76	37.81

Boys' results are lower than girls' as projected, however boys' and girls' results exceed projections in terms of A*-B and boys' results exceed average points projections more than girls.

Rumboldswyke Key Performance Indicators

Early Years Foundation Stage	Summer 2023 (19)*
Early Years Good Level of Development	58%

The Early Years good level of development was 58% due to lower attainment in Maths. National comparative data is due to be released in November 2023.



Bishop Luffa Learning Partnership

Trustees' Report

Achievements and Performance (including Key Performance Indicators) (continued)

*The number in brackets denotes the number of children in the cohort.

Year 1 Phonics Screen check			
Year	Whole cohort	Disadvantaged	Non-disadvantaged
2020 (16)*	63% (10)**	43% (3) **	78% (7) **
2021 (11)*	73% (8) **	75% (3) **	71% (5) **
2022 (11)*	45% (5) **	40% (2) **	50% (3) **
2023 (18)*	67% (12)**	57% (4)**	73% (8)**

*The number in brackets denotes the number of children in the cohort

** The number in brackets denotes how many children met the expected standard



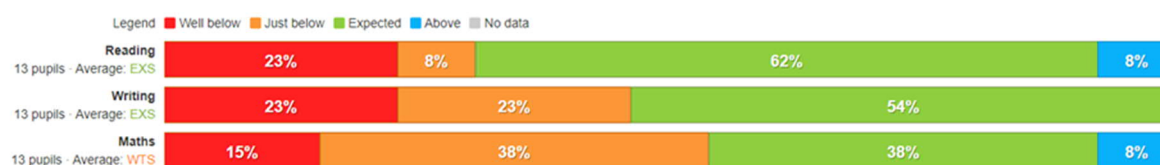
End of KS1 - Year 2 TA results			
% on track End of KS1	Summer 2021 (16)	Summer 2022 (10)	Summer 2023 (13)
Reading	44% (7) **	64% (6) **	70% (9)**
Writing	19% (3) **	18% (2) **	54% (7) **
Maths	38% (6) **	45% (6) **	46% (6) **
RWM	19% (3)**	18% (2) **	38% (5) **

National Teacher Assessment data was not collected in Summer 2021, however the results have been included to demonstrate the year on year progress made in attainment data.

RWM= Reading, Writing and Maths combined.

*The number in brackets denotes the number of children in the cohort

** The number in brackets denotes how many children met the expected standard

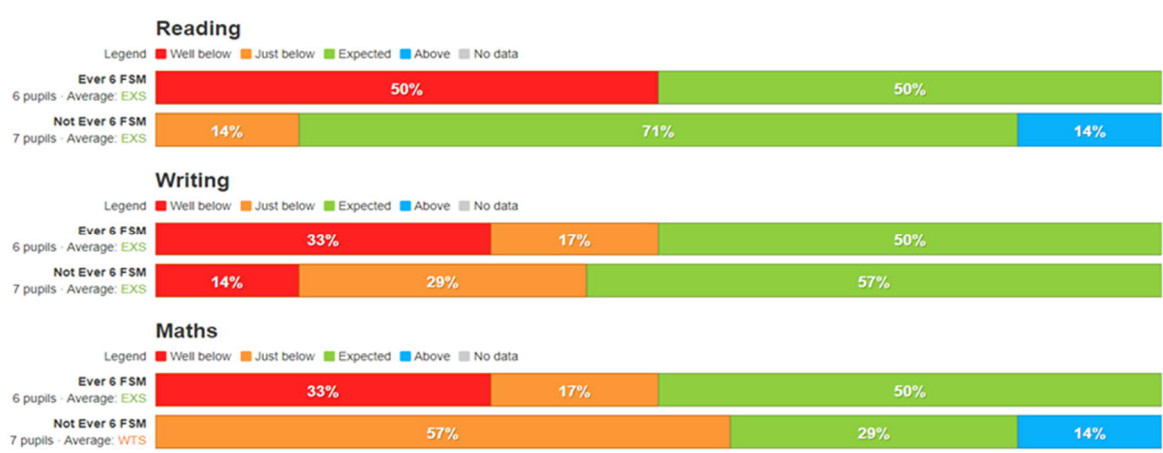


Bishop Luffa Learning Partnership

Trustees' Report

Achievements and Performance (including Key Performance Indicators) (continued)

	End of Key Stage 1 Teacher Assessment data		
	Whole cohort	Disadvantaged	Non-disadvantaged
Reading	70% (9) **	50% (3) **	85% (6) **
Writing	54% (7) **	50% (3) **	57% (4) **
Maths	46% (6) **	50% (3) **	43% (3) **
RWM	38% (5) **	33% (2) **	43% (3) **



Going Concern

After making appropriate enquiries, the Board of Trustees has a reasonable expectation that the Academy Trust has adequate resources to continue in operational existence for the foreseeable future. For this reason it continues to adopt the going concern basis in preparing the financial statements. Further details regarding the adoption of the going concern basis can be found in the Statement of Accounting Policies.

Financial Review

The majority of the Trust's income is obtained from the Education and Skills Funding Agency in the form of recurrent grants, the use of which is restricted to particular purposes. The grants received from the ESFA during the period 1 September 2022 to 31 August 2023 and the associated expenditure are shown as restricted funds in the Statement of Financial Activities.

Other income is derived from school lettings, payments for school trips, donations and by staff at Bishop Luffa School undertaking outreach work supporting other schools, pupils and students.

The expenditure was used to support the key priorities of the Trust, as detailed in the Schools' Development Plans, in providing education for students and enhancing their opportunities. In all financial transactions best value was considered when making decisions.

Bishop Luffa Learning Partnership

Trustees' Report

Financial Review (continued)

Bishop Luffa School successfully bid for a Condition Improvement Funding project which commenced in July 2023. The project was for essential works to the main plant room, with a brand-new boiler and associated piping infrastructure being installed. The project value was £307k with a £40k contribution from the school. This long-awaited work will provide the school with a brand new eco-efficient heating system and redundancy for the school's other plant room boiler.

The Trust's main financial key performance indicator is the ability to publish a balanced budget in the light of significantly increased and unfunded Teachers' pay and Teachers' Pension Scheme costs. The Trust in-year surplus for 2022-23 is £205,661 (excluding restricted pension funds and restricted fixed asset funds). The increase in the final Trust surplus was largely due to unknown in-year income for the Trust e.g. Eco energy efficiency funding, Maintained School Additional Grant and non-GAG Pupil Premium Funding. Rumboldswyke Primary School continues to be well placed to balance its own finances from 2023-24, as forecast by the CFO when the school joined the MAT. Rumboldswyke will welcome its first ever year 6 class in September 2024, without the need for further Teacher recruitment. Both schools continue to work closely with Trustees to plan the Trust's on-going financial security.

In addition, the Trust holds £461,104 in unrestricted reserves and £609,166 in restricted funds at 31 August 2023 and will be used in line with the school's Reserves Policy. Total funds held at 31 August 2023 are £17,044,550 made up of restricted fixed asset funds of £15,974,280, restricted funds of £609,166, an LGPS pension reserve of £nil, and unrestricted funds of £461,104.

The £928,000 surplus in respect of the Local Government Pension Scheme (FRS 102 report 31 August 2023) has improved by £206,000 from 2023. However, FRS 102 (28.22) states that a pension asset is recognised only to the extent that the entity can recover the surplus either through reduced contributions in the future or through refunds from the plan. As the fluctuations in assumptions are projected to be relatively short-term, we are not anticipating a reduction in contribution rates, we have recognised a £nil balance rather than a pension asset, by reducing the actuarial gain on the defined benefit obligation. Therefore, the LGPS Pension Reserve is expressed as £nil for accounting purposes.

The triennial Fund review of the LGPS in the Spring of 2023 saw the Employer's pension contribution rate reduce from April 2023. The rate moved from 21.6% to 20.6%, with the annual lump sum having been removed in April 2020. Historically, Bishop Luffa School has benefited from its own bespoke employer's contribution rate for the LGPS. When Rumboldswyke School joined the MAT, the Trust commissioned the actuaries of the LGPS to consider if the primary school should also share the same bespoke rate and they concluded this was the best way forward.

In terms of measuring the school's financial performance against other schools, the CFO undertakes benchmarking by using the Department for Education Benchmarking website and working with the other church MAT CFOs across the Chichester Diocese. In addition, the school completes the DfE Schools Resource Management Self- Assessment with the schools scoring very favourably when benchmarked against similar context schools nationally.

Bishop Luffa Learning Partnership

Trustees' Report

Reserves Policy

Our aim is to effectively utilise its allocated funding each year for the full benefit of current pupils and students. However, we also consider it necessary to carry forward some reserves to:

- Try to cover increases in unfunded staff related fixed costs, reduction in grant income due to funding changes and fluctuating Sixth Form student numbers;
- Provide sufficient working capital to cover delays between spending and receipt of grants;
- Cover expenditure required for unforeseen circumstances, such as urgent maintenance.

The unrestricted funds stand at £461,104 at the 31 August 2022 with £609,166 restricted general funds available having excluded the pension reserve; therefore, the net surplus is £1,070,270. Restricted fixed asset funds of £15,974,280 can only be realised by disposing of tangible fixed assets.

Investment Policy

Our objective is to maximise investment on any long term accrued balances in order to protect those balances against inflation. All investments will be made ensuring there is no tangible risk to the loss of those funds. Principles:

- Regularly monitor cash flow and current account balances to ensure immediate financial commitments can be met.
- Identify funds surplus to the immediate cash requirements and transfer these to an account bearing a higher interest rate.
- Only invest in risk free and easily accessible accounts.
- Periodically (at least annually) review interest rates and compare with other investment opportunities.

Principal Risks and Uncertainties

The Trust maintains a Risk Management Policy and associated Risk Register which are reviewed annually and termly respectively.

The Trust is at financial risk if it is unable to meet unfunded staff pay awards, associated costs and sustain Sixth Form student numbers. This is reflected in the Reserves policy and carefully monitored throughout the year and amendments made to the budget in order to compensate for anticipated changes. There is a financial risk to the school if fixed costs cannot be met and real term funding cuts continue.

Unfortunately, the Government have made planning for 2023-24 virtually impossible by declaring pay award proposals for teachers very late in the financial year. The proposed support staff pay award for April 2023 is still to be agreed. The amount of the proposed award and its unfunded nature will put extra pressure on the 2023-24 budget and the Trust will need to make further cost savings in a number of areas.

Bishop Luffa Learning Partnership

Trustees' Report

Principal Risks and Uncertainties (continued)

Discretionary budget areas were dramatically affected by the general higher UK inflation rate and in particular unprecedented increases in the cost of gas and electricity. Bishop Luffa School committed to a two-year fixed dual-fuel rate in October 2020 and the Trust has now, at last, received the correct bills for the two years for both fuels. The Trust's risk register has been updated accordingly. The school has now committed, via LASER, to a two-year dual fuel deal from October 2022.

Uncertainty still remains around the value and timing of funding for the trust's Ukrainian students who have joined us through the year. The Trust was originally informed that there would be up front full tariff funding in year and the Trust is currently seeking clarification from the Local Authority on the matter. The funding is particularly important as although there has not been the need to employ any extra permanent staff to accommodate the students, the additional funding is vital to be able to meet their specific educational and emotional needs.

Over the last year Trustees have continued to oversee the work of the Trust's Estates Manager, as he leads on the maintenance, development and statutory compliance aspects of the Trust's buildings. The Trust has completed some key Estates projects throughout 2022-23 at both Bishop Luffa and Rumboldswyke – full review of asbestos survey and management plan, all external doors serviced and maintained, extensive legionella plumbing works to ensure current safe water legislation is met.

Trustees were pleased to be informed that no RAAC was found at Rumboldswyke School and a survey at Bishop Luffa School concluded that only three minor areas were to be followed up due to being inaccessible on the day.

Fundraising

As part of its work within the community, the Academy Trust undertakes fundraising activities, for example through fetes, cake sales, non-uniform days etc. The Academy Trust raises funds in order to support its own operations and also to make donations to local and national charities. The Academy Trust undertakes all such activities itself, with the help of its students and their families. We confirm that when fundraising:

- No unsolicited approaches are made to members of the public.
- No commercial participators are used.
- No regularity schemes or standards are applicable.
- No complaints were made to the Academy Trust during the year.

Bishop Luffa's Parents and Friends Association have been able to undertake their normal programme of fundraising events this year, although the regular donations have reduced this year. However, the PFA's reserves policy has meant that vital support for the School's Counsellor and Mini-buses have been able to continue this year. The PFA continue to look for creative ways to raise monies for the Trust.

Bishop Luffa Learning Partnership

Trustees' Report

Plans for Future Periods

Bishop Luffa Learning Partnership vision for 2023-2024:

'Every student in every school should experience what "life in all its fullness" means. (John 10:10)'

We will:

- Maximise aspirations and progress for all.
- Encourage and develop leadership for all staff and students.
- Develop Partnerships within, and beyond, our schools.
- Foster engagement in personal and spiritual development.
- Nurture a sense of belonging to a safe school within a partnership and the wider world.

Auditor

Insofar as the Trustees are aware:

- there is no relevant audit information of which the charitable company's auditor is unaware
- the Trustees have taken all steps that they ought to have taken to make themselves aware of any relevant audit information and to establish that the auditor is aware of that information.

The Trustees' report, incorporating a strategic report, was approved by order of the Board of Trustees, as the company directors, on 12 December 2023 and signed on the Board's behalf by:



J Wilson

Chair of Trustees

Bishop Luffa Learning Partnership

Governance Statement

Scope of Responsibility

As Trustees, we acknowledge we have overall responsibility for ensuring that Bishop Luffa Learning Partnership has an effective and appropriate system of control, financial and otherwise. However, such a system is designed to manage rather than eliminate the risk of failure to achieve business objectives, and can provide only reasonable and not absolute assurance against material misstatement or loss.

As Trustees, we have reviewed and taken account of the guidance in DfE's Governance Handbook and Competency Framework for Governance.

The Board of Trustees has delegated the day-to-day responsibility to the CEO, as Accounting Officer, for ensuring financial controls conform with the requirements of both propriety and good financial management and in accordance with the requirements and responsibilities assigned to it in the funding agreement between Bishop Luffa Learning Partnership and the Secretary of State for Education. They are also responsible for reporting to the Board of Trustees any material weaknesses or breakdowns in internal control.

Governance

The information on governance included here supplements that described in the Trustees' Report and in the Statement of Trustees' Responsibilities. The Board of Trustees has formally met six times during the year. Attendance during the year at meetings of the Board of Trustees was as follows:

<u>Trustee</u>	<u>Meetings attended</u>	<u>Out of a possible</u>
J Wilson, Chair	5	6
B Dempster	6	6
J Edwards	3	6
N Hoggarth	5	6
M Lumley	6	6
L Parslow	2	6
P Seaman	5	6

Conflicts of interest:

The Clerk to the Trustees issues annual 'business interest' letters to all Trustees, Local Governors and appropriate staff and collates responses. The information on the declarations is published on the school and Trust websites. Throughout the year Trustees are asked to declare any interest in agenda items at committee and board meetings.

The Trust Accountant uses the information to cross reference with school suppliers and any potential related party transactions are reported to the ESFA.

Bishop Luffa Learning Partnership

Governance Statement

Governance (continued)

Trustee attendance at Bishop Luffa Local Governing Body meetings in the year was as follows:

<u>Trustee</u>	<u>Meetings attended</u>	<u>Out of a possible</u>
N Hoggarth	6	6
M Lumley	3	3

Trustee attendance at Rumboldswyke Local Governing Body meetings in the year was as follows:

<u>Trustee</u>	<u>Meetings attended</u>	<u>Out of a possible</u>
B Dempster	4	6
M Lumley	6	6

Trustee attendance at Audit & Risk committee meetings in the year was as follows:

<u>Trustee</u>	<u>Meetings attended</u>	<u>Out of a possible</u>
B Dempster	2	3
N Hoggarth	3	3
L Parslow	0	3
J Wilson	3	3

Governance reviews:

The Trust Board monitor attendance, content and the level of discussion and challenge at meetings throughout the year, via minutes provided. The Trust Board instigated an internal review of governance at the end of last year. This commenced with a full 'skills audit' of all governors which was reviewed in the Autumn term of 2022. At this point Trustees could confirm that the Local Governing Bodies had a good spread of expertise in their make-up. The Chair of Trustees will be working with the Chairs of the Local Governing Bodies to review further this year. As and when the MAT partners with more schools there will be the need to consider an external review of governance.

Bishop Luffa Learning Partnership

Governance Statement

Review of Value for Money

As Accounting Officer the CEO has responsibility for ensuring that the Academy Trust delivers good value in the use of public resources. The Accounting Officer understands that value for money refers to the educational and wider societal outcomes as well as estates safety and management, achieved in return for the taxpayer resources received.

The Accounting Officer considers how the Academy Trust's use of its resources has provided good value for money during each academic year, and reports to the Board of Trustees where value for money can be improved, including the use of benchmarking data where appropriate. The Accounting Officer for the Academy Trust has delivered improved value for money during the year by:

- Challenge – why, how and by whom is an activity carried out. Is the service delivered effectively – could it be done differently?
- Compare – through the use of locally and national produced performance statistics, how our school's financial and pupil performance compares with that of others
- Consult – seeking the views of parents, pupils, staff and Trustees on services provided, through surveys, questionnaires and feedback meetings
- Compete – how does the school ensure efficient, effective and quality services? Making good use of advice and support from existing providers and seeking new and imaginative alternatives.

These principles are applied by the Trustees, CEO and Executive Leadership Team when allocating resources to promote the aims and values of the Trust, when targeting resources to improve standards and the quality of the provision and to best support the educational needs of the students.

The Trust is committed to:

1. *Raising Student attainment and improving educational outcomes*

Bishop Luffa School is high performing and consistently achieves significantly above national expectations. This applies across the curriculum, including English and Mathematics which is a key national indicator. The Trust continues to work towards ensuring that this is consistent across all its schools.

2. *Pupil Premium*

All students are set aspirational academic targets in each of their subjects. Every student's performance is tracked and analysed against these targets throughout the academic year.

Focused interventions are introduced to support students who are not on track to meet their targets. Whilst these interventions are targeted to support students eligible for Pupil Premium (some of whom may also have a special educational need and/or disability) it is recognised and celebrated that many interventions have significant benefits for non-Pupil Premium students also.

All intervention needs are targeted and meet an identified need. Interventions including additional tuition are measured for impact at the end of an agreed period for the student.

Bishop Luffa Learning Partnership

Governance Statement

Review of Value for Money (continued)

Key points:

- All tuition as far as possible will be 1:3- including non-PP vulnerable students that need this support, to create small groups with similar needs.
- There is no minimum time period for tuition but 12-15 hours is recommended for maximum impact.
- Funding can be used to support trips but parents and carers will ideally make a proportionate contribution depending on the nature of the trip.
- A small number of laptops and devices that can be loaned to PP children to support home learning are available from the IT team.
- When there is a compounded need (e.g. SEND and PP) facilitating intervention is undertaken between the schools' SEND and pastoral teams.

As a Church School Trust we are committed to the intellectual, social, creative, physical, moral and spiritual development of all our students. We aspire to be a confident outward-looking Christian community.

3. *Income generation*

The Trust explores all opportunities to generate income to further support the schools. The Trust has been rebuilding its self-generated income and the results for 2022-23 are very encouraging. Lettings for the financial year totalled £53,322.

4. During 2022-23, the Trust has continued to work with Bishop Luffa school's land Trustees and all interested parties in connection with the proposed development of the Minerva Heights housing development on the land to the west of Centurion Way to ensure the school would benefit from any potential opportunities that the Phase 2 of the development may offer. The planning applications for Phase 2 (850 additional homes), the new Southern Access Road and possible alterations to Bishop Luffa School's entrance and parking were originally submitted in September 2022. The Trust continues to discuss possible changes to the front of Bishop Luffa School and playing fields.

5. A Key development in the Trust this year has been the appointment of a Trust Maintenance Manager. The role is responsible for the oversight and practical maintenance of the schools within the Trust. The job holder has proved an invaluable addition to the Estates team. The Trust can now call upon a certificated and skilful in-house resource; meaning jobs can be completed without the need for an external contractor. A small repurposing and refurbishment project undertaken in the Summer was completed for approximately £10,000 less than it would have previously.

In addition the school used the energy eco grant for schools to continue to replace old light bulbs and fittings with new LED technology. This project serves to ensure lighting in classrooms and corridors meets the required standards and in turn the school benefits from cheaper usage costs.

Bishop Luffa Learning Partnership

Governance Statement

Review of Value for Money (continued)

Bishop Luffa school was fortunate enough to make a successful CIF bid this year. The c£300k funding awarded was used to install a new plant room boiler and all associated infrastructure works. The new equipment is estimated to save the school c£7,500 in energy costs and ensures there is redundancy for the existing boiler.

The Purpose of the System of Internal Control

The system of internal control is designed to manage risk to a reasonable level rather than to eliminate all risk of failure to achieve policies, aims and objectives. It can, therefore, only provide reasonable and not absolute assurance of effectiveness. The system of internal control is based on an on-going process designed to identify and prioritise the risks to the achievement of Academy Trust policies, aims and objectives, to evaluate the likelihood of those risks being realised and the impact should they be realised, and to manage them efficiently, effectively and economically. The system of internal control has been in place in Bishop Luffa Learning Partnership for the period 1 September 2022 to 31 August 2023 and up to the date of approval of the annual report and financial statements.

Capacity to Handle Risk

The Board of Trustees has reviewed the key risks to which the Academy Trust is exposed together with the operating, financial and compliance controls that have been implemented to mitigate those risks. The Board of Trustees is of the view that there is a formal on-going process for identifying, evaluating and managing the Academy Trust's significant risks that has been in place for the period 1 September 2022 to 31 August 2023 and up to the date of approval of the annual report and financial statements. This process is regularly reviewed by the Board of Trustees.

The Risk and Control Framework

The Academy Trust's system of internal financial control is based on a framework of regular management information and administrative procedures including the segregation of duties and a system of delegation and accountability. In particular, it includes:

- comprehensive budgeting and monitoring systems with an annual budget and periodic financial reports which are reviewed and agreed by the Board of Trustees
- regular reviews by the Board of Trustees of reports which indicate financial performance against the forecasts and of major purchase plans, capital works and expenditure programmes
- setting targets to measure financial and other performance
- clearly defined purchasing (asset purchase or capital investment) guidelines
- identification and management of risks

The Board of Trustees has considered the need for a specific internal audit function and has decided to appoint Mrs C Bacon (Governor) as the Responsible Officer, responsible directly to the Board.

Bishop Luffa Learning Partnership

Governance Statement

The Risk and Control Framework (continued)

The Responsible Officer's role includes giving advice on financial matters and performing a range of checks on the Academy Trust's financial systems. The Responsible Officer reports to the Trust Board through the Trustee Audit and Risk Committee on the operation of the systems of control and on the discharge of the Board of Trustees' financial responsibilities. The Responsible Officer has completed two checks during the period and will also complete their Scrutiny Report by the end of the year.

The Board of Trustees delegates to the Audit and Risk Committee the authority to receive the Responsible Officer's report, and to take appropriate action, and to report to the Board accordingly.

Review of Effectiveness

As Accounting Officer the CEO has responsibility for reviewing the effectiveness of the system of internal control. During the year in question the review has been informed by:

- the work of the Responsible Officer;
- the work of the external auditor;
- the school resource management self-assessment tool;
- the work of the executive managers within the Academy Trust who have responsibility for the development and maintenance of the internal control framework.

The Accounting Officer has been advised by the Audit & Risk Committee of the implications of the result of their review of the system of internal control. No weaknesses were identified.

Approved by order of the members of the Board of Trustees on 12 December 2023 and signed on its behalf by:



J Wilson
Chair of Trustees



A Hindman
Accounting Officer

Bishop Luffa Learning Partnership

Statement of Regularity, Propriety and Compliance

As Accounting Officer of Bishop Luffa Learning Partnership I have considered my responsibility to notify the Academy Trust Board of Trustees and the Education & Skills Funding Agency (ESFA) of material irregularity, impropriety and non-compliance with terms and conditions of all funding, including for estates safety and management, under the funding agreement between the Academy Trust and the Secretary of State for Education. As part of my consideration I have had due regard to the requirements of the Academy Trust Handbook 2022, including responsibilities for estates safety and management.

I confirm that I and the Academy Trust Board of Trustees are able to identify any material irregular or improper use of all funds by the Academy Trust, or material non-compliance with the terms and conditions of funding under the Academy Trust's funding agreement and the Academy Trust Handbook 2022.

I confirm that no instances of material irregularity, impropriety, or funding non-compliance have been discovered to date. If any instances are identified after the date of this statement, these will be notified to the Board of Trustees and ESFA.

AJ Hindman
A Hindman
Accounting Officer
12 December 2023

Bishop Luffa Learning Partnership

Statement of Trustees' Responsibilities

The Trustees (who are also the directors of the charitable company for the purposes of company law) are responsible for preparing the Trustees' Report and the financial statements in accordance with the Academies Accounts Direction published by the Education & Skills Funding Agency, United Kingdom Accounting Standards (United Kingdom Generally Accepted Accounting Practice) and applicable law and regulations.

Company law requires the Trustees to prepare financial statements for each financial year. Under company law, the Trustees must not approve the financial statements unless they are satisfied that they give a true and fair view of the state of affairs of the charitable company and of its incoming resources and application of resources, including its income and expenditure, for that period. In preparing these financial statements, the Trustees are required to:

- select suitable accounting policies and then apply them consistently
- observe the methods and principles in the Charities SORP 2019 and the Academies Accounts Direction 2022 to 2023
- make judgments and accounting estimates that are reasonable and prudent
- state whether applicable UK Accounting Standards have been followed, subject to any material departures disclosed and explained in the financial statements
- prepare the financial statements on the going concern basis unless it is inappropriate to presume that the charitable company will continue in business

The Trustees are responsible for keeping adequate accounting records that are sufficient to show and explain the charitable company's transactions and disclose with reasonable accuracy at any time the financial position of the charitable company and enable them to ensure that the financial statements comply with the Companies Act 2006. They are also responsible for safeguarding the assets of the charitable company and hence for taking reasonable steps for the prevention and detection of fraud and other irregularities.

The Trustees are responsible for ensuring that in its conduct and operation the charitable company applies financial and other controls, which conform with the requirements both of propriety and of good financial management. They are also responsible for ensuring grants received from ESFA/DfE have been applied for the purposes intended.

The Trustees are responsible for the maintenance and integrity of the corporate and financial information included on the charitable company's website. Legislation in the United Kingdom governing the preparation and dissemination of financial statements may differ from legislation in other jurisdictions.

Approved by order of the members of the Board of Trustees on 12 December 2023 and signed on its behalf by:



J Wilson
Chair of Trustees

Bishop Luffa Learning Partnership

Independent Auditor's Report on the Financial Statements to the Members of Bishop Luffa Learning Partnership

Opinion

We have audited the financial statements of Bishop Luffa Learning Partnership ('the charitable company') for the year ended 31 August 2023 which comprise the Statement of Financial Activities (including the Income and Expenditure Account), the Balance Sheet, the Statement of Cash Flows, and notes to the financial statements, including a summary of significant accounting policies. The financial reporting framework that has been applied in their preparation is applicable law, United Kingdom Accounting Standards (United Kingdom Generally Accepted Accounting Practice), including Financial Reporting Standard 102 'The Financial Reporting Standard applicable in the UK and Republic of Ireland', the Charities SORP 2019, and the Academies Accounts Direction 2022 to 2023 issued by the Education & Skills Funding Agency.

In our opinion the financial statements:

- give a true and fair view of the state of the charitable company's affairs as at 31 August 2023 and of its incoming resources and application of resources, including its income and expenditure, for the year then ended;
- have been properly prepared in accordance with United Kingdom Generally Accepted Accounting Practice;
- have been prepared in accordance with the requirements of the Companies Act 2006; and
- have been properly prepared in accordance with the Charities SORP 2019 and Academies Accounts Direction 2022 to 2023.

Basis for opinion

We conducted our audit in accordance with International Standards on Auditing (UK) (ISAs (UK)) and applicable law. Our responsibilities under those standards are further described in the Auditor's responsibilities for the audit of the financial statements section of our report. We are independent of the charitable company in accordance with the ethical requirements that are relevant to our audit of the financial statements in the UK, including the FRC's Ethical Standard, and we have fulfilled our other ethical responsibilities in accordance with these requirements. We believe that the audit evidence we have obtained is sufficient and appropriate to provide a basis for our opinion.

Conclusions relating to going concern

In auditing the financial statements, we have concluded that the Trustees' use of the going concern basis of accounting in the preparation of the financial statements is appropriate.

Based on the work we have performed, we have not identified any material uncertainties relating to events or conditions that, individually or collectively, may cast significant doubt on the charitable company's ability to continue as a going concern for a period of at least twelve months from when the financial statements are authorised for issue.

Our responsibilities and the responsibilities of the Trustees with respect to going concern are described in the relevant sections of this report.

Bishop Luffa Learning Partnership

Independent Auditor's Report on the Financial Statements to the Members of Bishop Luffa Learning Partnership

Other information

The Trustees are responsible for the other information. The other information comprises the information included in the annual report other than the financial statements and our auditor's report thereon. It includes the Reference and Administrative Details, the Trustees' Report (including the Strategic Report), and the Governance Statement. Our opinion on the financial statements does not cover the other information and, except to the extent otherwise explicitly stated in our report, we do not express any form of assurance conclusion thereon.

Our responsibility is to read the other information and, in doing so, consider whether the other information is materially inconsistent with the financial statements or our knowledge obtained in the course of the audit, or otherwise appears to be materially misstated. If we identify such material inconsistencies or apparent material misstatements, we are required to determine whether this gives rise to a material misstatement in the financial statements themselves. If, based on the work we have performed, we conclude that there is a material misstatement of this other information, we are required to report that fact.

We have nothing to report in this regard.

Opinion on other matters prescribed by the Companies Act 2006

In our opinion, based on the work undertaken in the course of the audit:

- the information given in the Trustees' Report for the financial year for which the financial statements are prepared is consistent with the financial statements; and
- the Trustees' Report has been prepared in accordance with applicable legal requirements.

Matters on which we are required to report by exception

In the light of the knowledge and understanding of the charitable company and its environment obtained in the course of the audit, we have not identified material misstatements in the Trustees' Report.

We have nothing to report in respect of the following matters in relation to which the Companies Act 2006 requires us to report to you if, in our opinion:

- adequate accounting records have not been kept or returns adequate for our audit have not been received from branches not visited by us;
- the financial statements are not in agreement with the accounting records and returns;
- certain disclosures of Trustees' remuneration specified by law are not made; or
- we have not obtained all the information and explanations necessary for the purposes of our audit.

Bishop Luffa Learning Partnership

Independent Auditor's Report on the Financial Statements to the Members of Bishop Luffa Learning Partnership

Responsibilities of the Trustees

As explained more fully in the Statement of Trustees' Responsibilities, the Trustees (who are also the directors of the charitable company for the purposes of company law) are responsible for the preparation of the financial statements and for being satisfied that they give a true and fair view, and for such internal control as the Trustees determine is necessary to enable the preparation of financial statements that are free from material misstatement, whether due to fraud or error.

In preparing the financial statements, the Trustees are responsible for assessing the charitable company's ability to continue as a going concern, disclosing, as applicable, matters related to going concern and using the going concern basis of accounting unless the Trustees either intend to liquidate the charitable company or to cease operations, or have no realistic alternative but to do so.

Our responsibilities for the audit of the financial statements

Our objectives are to obtain reasonable assurance about whether the financial statements as a whole are free from material misstatement, whether due to fraud or error, and to issue a Report of the Independent Auditors that includes our opinion. Reasonable assurance is a high level of assurance, but is not a guarantee that an audit conducted in accordance with ISAs (UK) will always detect a material misstatement when it exists.

Misstatements can arise from fraud or error and are considered material if, individually or in the aggregate, they could reasonably be expected to influence the economic decisions of users taken on the basis of these financial statements.

Irregularities, including fraud, are instances of non-compliance with laws and regulations. We design procedures in line with our responsibilities, outlined above, to detect material misstatements in respect of irregularities, including fraud. The extent to which our procedures are capable of detecting irregularities, including fraud is detailed below:

- We obtained an understanding of the legal and regulatory frameworks that are applicable to the Academy Trust, and the sector in which it operates. These include but are not limited to compliance with the Companies Act 2006, United Kingdom Accounting Standards (United Kingdom Generally Accepted Accounting Practice), including Financial Reporting Standard 102 'The Financial Reporting Standard applicable in the UK and Republic of Ireland', the Charities SORP 2019, the Academy Trust Handbook 2022, and the Academies Accounts Direction 2022 to 2023.
- We obtained an understanding of how the Academy Trust is complying with these frameworks through discussions with management.

Bishop Luffa Learning Partnership

Independent Auditor's Report on the Financial Statements to the Members of Bishop Luffa Learning Partnership

- We enquired with management whether there were any instances of non-compliance with laws and regulations or whether they had knowledge of actual or suspected fraud. These enquiries are corroborated through follow-up audit procedures including but not limited to a review of legal and professional costs, correspondence and a review of board minutes.
- We assessed the susceptibility of the Academy Trust's financial statements to material misstatement, including the risk of fraud and management override of controls. We designed our audit procedures to respond to this assessment, including the identification and testing of any related party transactions and the testing of journal transactions that arise from management estimates, that are determined to be of significant value or unusual in their nature.
- We assessed the appropriateness of the collective competence and capabilities of the engagement team, including consideration of the engagement team's knowledge and understanding of the sector in which the Academy Trust operates in, and their practical experience through training and participation with audit engagements of a similar nature.

A further description of our responsibilities for the audit of the financial statements is located on the Financial Reporting Council's website at: www.frc.org.uk/auditorsresponsibilities. This description forms part of our Independent Auditor's Report.

Use of our report

This report is made solely to the charitable company's members, as a body, in accordance with Chapter 3 of Part 16 of the Companies Act 2006. Our audit work has been undertaken so that we might state to the charitable company's members those matters we are required to state to them in an auditor's report and for no other purpose. To the fullest extent permitted by law, we do not accept or assume responsibility to anyone other than the charitable company and the charitable company's members as a body, for our audit work, for this report, or for the opinions we have formed.

James Flood

J Flood ACA (Senior statutory auditor)

For and on behalf of Hopper Williams & Bell Limited

Statutory Auditor

Highland House, Mayflower Close, Chandlers Ford, Eastleigh SO53 4AR

Date 14 Dec 2023

Bishop Luffa Learning Partnership

Independent Reporting Accountant's Assurance Report on Regularity to Bishop Luffa Learning Partnership and the Education & Skills Funding Agency

In accordance with the terms of our engagement letter dated 1 September 2022 and further to the requirements of the Education and Skills Funding Agency (ESFA) as included in the Academies Accounts Direction 2022 to 2023, we have carried out an engagement to obtain limited assurance about whether the expenditure disbursed and income received by Bishop Luffa Learning Partnership during the period 1 September 2022 to 31 August 2023 have been applied to the purposes identified by Parliament and the financial transactions conform to the authorities which govern them.

This report is made solely to Bishop Luffa Learning Partnership and the ESFA in accordance with the terms of our engagement letter. Our work has been undertaken so that we might state to Bishop Luffa Learning Partnership and the ESFA those matters we are required to state in a report and for no other purpose. To the fullest extent permitted by law, we do not accept or assume responsibility to anyone other than the Bishop Luffa Learning Partnership and the ESFA, for our work, for this report, or for the conclusion we have formed.

Respective responsibilities of Bishop Luffa Learning Partnership's Accounting Officer and the reporting accountant

The Accounting Officer is responsible, under the requirements of Bishop Luffa Learning Partnership's funding agreement with the Secretary of State for Education dated 1 October 2020 and the Academy Trust Handbook, extant from 1 September 2022, for ensuring that expenditure disbursed and income received is applied for the purposes intended by Parliament and the financial transactions conform to the authorities which govern them.

Our responsibilities for this engagement are established in the United Kingdom by our profession's ethical guidance and are to obtain limited assurance and report in accordance with our engagement letter and the requirements of the Academies Accounts Direction 2022 to 2023. We report to you whether anything has come to our attention in carrying out our work which suggests that in all material respects, expenditure disbursed and income received during the period 1 September 2022 to 31 August 2023 have not been applied to purposes intended by Parliament or that the financial transactions do not conform to the authorities which govern them.

Bishop Luffa Learning Partnership

Independent Reporting Accountant's Assurance Report on Regularity to Bishop Luffa Learning Partnership and the Education & Skills Funding Agency

Approach

We conducted our engagement in accordance with the Framework and Guide for External Auditors and Reporting Accountant of Academy Trusts issued by the ESFA. We performed a limited assurance engagement as defined in our engagement letter.

The objective of a limited assurance engagement is to perform such procedures as to obtain information and explanations in order to provide us with sufficient appropriate evidence to express a negative conclusion on regularity.

A limited assurance engagement is more limited in scope than a reasonable assurance engagement and consequently does not enable us to obtain assurance that we would become aware of all significant matters that might be identified in a reasonable assurance engagement. Accordingly, we do not express a positive opinion.

Our engagement includes examination, on a test basis, of evidence relevant to the regularity and propriety of the Academy Trust's income and expenditure.

The work undertaken to draw to our conclusion includes:

- Consideration as to whether prior approval was sought from the Secretary of State where it is required by the Academy Trust Handbook (effective from 1 September 2022) (ATH).
- Review of any special payments to staff, including compromise agreements, to consider whether prior approval was sought where required by the ATH and that any payments are in line with the severance guidance published by ESFA.
- Consideration as to whether any borrowings have been made in accordance with the ATH.
- Review of any 'minded to' letters or Notices to Improve which have been issued to the Academy Trust.
- Review of any transactions with related parties to ensure that they have been carried out in accordance with the ATH.
- Review of governance arrangements to determine whether the requirements of the ATH have been met.
- Review of the Academy Trust's internal controls, including whether the general control environment has regard to the regularity of underlying transactions, including fraud management.
- Review of the Academy Trust's procurement policies to determine effectiveness and testing a sample of purchases to confirm that the policies have been correctly implemented.
- Identifying any conditions associated with specialist grant income and determining whether it has been spent as the purposes intended.

Bishop Luffa Learning Partnership

Independent Reporting Accountant’s Assurance Report on Regularity to Bishop Luffa Learning Partnership and the Education & Skills Funding Agency

Conclusion

In the course of our work, nothing has come to our attention which suggests that in all material respects the expenditure disbursed and income received during the period 1 September 2022 to 31 August 2023 has not been applied to purposes intended by Parliament and the financial transactions do not conform to the authorities which govern them.

James Flood

J Flood ACA
Reporting Accountant
Hopper Williams & Bell Limited
Chartered Accountants
Highland House, Mayflower Close, Chandlers Ford, Eastleigh SO53 4AR

Date 14 Dec 2023

Bishop Luffa Learning Partnership

Statement of Financial Activities for the year ended 31 August 2023 (including Income and Expenditure Account)

	Note	Un- restricted funds £	Restricted General Funds £	Restricted Pension Funds £	Restricted Fixed Asset Funds £	2022/23 Total £	2021/22 Total £
Income and endowments from:							
Donations and capital grants	2	-	20,940	-	412,226	433,166	52,387
Transfer from local authority on conversion		-	-	-	-	-	(38,680)
Other trading activities	4	53,071	-	-	-	53,071	40,707
Investments	5	251	-	-	-	251	166
Charitable activities:							
Funding for the academy trust's educational operations	3	-	10,156,264	-	-	10,156,264	9,145,982
Total		53,322	10,177,204	-	412,226	10,642,752	9,200,562
Expenditure on:							
Charitable activities:							
Academy trust educational operations	7	-	9,973,271	51,000	381,275	10,405,546	9,952,617
Net income / (expenditure)		53,322	203,933	(51,000)	30,951	237,206	(752,055)
Transfers between funds	15	-	(51,594)	-	51,594	-	-
Other recognised gains / (losses):							
Actuarial gains on defined benefit pension schemes	23	-	-	51,000	-	51,000	3,447,000
Net movement in funds		53,322	152,339	-	82,545	288,206	2,694,945
Reconciliation of funds							
Total funds brought forward		407,782	456,827	-	15,891,735	16,756,344	14,061,399
Total funds carried forward		461,104	609,166	-	15,974,280	17,044,550	16,756,344

The notes on pages 41 to 65 form part of these financial statements.

Bishop Luffa Learning Partnership

Balance Sheet as at 31 August 2023

Company Number 08749379

	Note	2023 £	2023 £	2022 £	2022 £
Fixed assets					
Tangible assets	12		15,758,095		15,891,735
Current assets					
Debtors	13	643,045		243,040	
Cash at bank and in hand		<u>1,673,929</u>		<u>1,414,615</u>	
		2,316,974		1,657,655	
Liabilities					
Creditors: Amounts falling due within one year	14	<u>(1,030,519)</u>		<u>(793,046)</u>	
Net current assets			<u>1,286,455</u>		<u>864,609</u>
Total assets less current liabilities			17,044,550		16,756,344
Defined benefit pension scheme liability	23		-		-
Total net assets			<u>17,044,550</u>		<u>16,756,344</u>
Funds of the academy trust:					
Restricted funds					
Fixed asset fund	15	15,974,280		15,891,735	
Restricted income fund	15	<u>609,166</u>		<u>456,827</u>	
Total restricted funds			16,583,446		16,348,562
Unrestricted income funds	15		461,104		407,782
Total funds			<u>17,044,550</u>		<u>16,756,344</u>

The financial statements on pages 38 to 65 were approved by the Trustees and authorised for issue on 12 December 2023 and are signed on their behalf by:



J Wilson
Chair of Trustees

The notes on pages 41 to 65 form part of these financial statements.

Bishop Luffa Learning Partnership

Statement of Cash Flows for the year ended 31 August 2023

	Note	2023 £	2022 £
Cash flows from operating activities			
Net cash provided by (used in) operating activities	18	323,822	212,096
Cash flows from investing activities	19	(64,508)	(106,251)
Change in cash and cash equivalents in the reporting period		<u>259,314</u>	<u>105,845</u>
Cash and cash equivalents at 1 September 2022		1,414,615	1,308,770
Cash and cash equivalents at 31 August 2023	20	<u>1,673,929</u>	<u>1,414,615</u>

Bishop Luffa Learning Partnership

Notes to the Financial Statements for the Year Ended 31 August 2023

1 Accounting policies

A summary of the principal accounting policies adopted (which have been applied consistently, except where noted), judgements and key sources of estimation uncertainty, is set out below.

Basis of Preparation

The financial statements of the Academy Trust, which is a public benefit entity under FRS 102, have been prepared under the historical cost convention in accordance with the Financial Reporting Standard Applicable in the UK and Republic of Ireland (FRS 102), the Accounting and Reporting by Charities: Statement of Recommended Practice applicable to charities preparing their accounts in accordance with the Financial Reporting Standard applicable in the UK and Republic of Ireland (FRS 102) (Charities SORP (FRS 102)), the Academies Accounts Direction 2022 to 2023 issued by ESFA, the Charities Act 2011 and the Companies Act 2006. The financial statements are prepared in sterling which is the functional currency of the Academy Trust and are rounded to the nearest £1.

Going Concern

The Trustees assess whether the use of going concern is appropriate i.e. whether there are any material uncertainties related to events or conditions that may cast significant doubt on the ability of the company to continue as a going concern. The Trustees make this assessment in respect of a period of at least one year from the date of authorisation for issue of the financial statements and have concluded that the Academy Trust has adequate resources to continue in operational existence for the foreseeable future and there are no material uncertainties about the Academy Trust's ability to continue as a going concern, thus they continue to adopt the going concern basis of accounting in preparing the financial statements.

Income

All incoming resources are recognised when the Academy Trust has entitlement to the funds, the receipt is probable and the amount can be measured reliably.

- Donations

Donations are recognised on a receivable basis (where there are no performance-related conditions) where the receipt is probable and the amount can be reliably measured.

- Grants

Grants are included in the Statement of Financial Activities on a receivable basis. The balance of income received for specific purposes but not expended during the period is shown in the relevant funds on the balance sheet. Where income is received in advance of meeting any performance-related conditions there is not unconditional entitlement to the income and its recognition is deferred and included in creditors as deferred income until the performance-related conditions are met. Where entitlement occurs before income is received, the income is accrued.

General Annual Grant is recognised in full in the Statement of Financial Activities in the year for which it is receivable and any abatement in respect of the period is deducted from income and recognised as a liability.

Capital grants are recognised in full when there is an unconditional entitlement to the grant. Unspent amounts of capital grants are reflected in the balance sheet in the restricted fixed asset fund. Capital grants are recognised when there is entitlement and are not deferred over the life of the asset on which they are expended.

Bishop Luffa Learning Partnership

Notes to the Financial Statements for the Year Ended 31 August 2023

Income (continued)

- Other Income

Other income, including the hire of facilities, is recognised in the period it is receivable and to the extent the Academy Trust has provided the goods or services.

- Donated goods, facilities and services

Goods donated for resale are included at fair value, being the expected proceeds from sale less the expected costs of sale. If it is practical to assess the fair value at receipt, it is recognised in stock and 'Income from other trading activities'. Upon sale, the value of the stock is charged against 'Income from other trading activities' and the proceeds are recognised as 'Income from other trading activities'. Where it is impractical to fair value the items due to the volume of low value items they are not recognised in the financial statements until they are sold. This income is recognised within 'Income from other trading activities'.

Expenditure

Expenditure is recognised once there is a legal or constructive obligation to transfer economic benefit to a third party, it is probable that a transfer of economic benefits will be required in settlement and the amount of the obligation can be measured reliably. Expenditure is classified by activity. The costs of each activity are made up of the total of direct costs and shared costs, including support costs involved in undertaking each activity. Direct costs attributable to a single activity are allocated directly to that activity. Shared costs which contribute to more than one activity and support costs which are not attributable to a single activity are apportioned between those activities on a basis consistent with the use of resources. Central staff costs are allocated on the basis of time spent, and depreciation charges allocated on the portion of the asset's use.

- Charitable Activities

These are costs incurred on the Academy Trust's educational operations, including support costs and costs relating to the governance of the Academy Trust apportioned to charitable activities.

All resources expended are inclusive of irrecoverable VAT.

Bishop Luffa Learning Partnership

Notes to the Financial Statements for the Year Ended 31 August 2023

Tangible Fixed Assets

Assets costing £3,000 or more are capitalised as tangible fixed assets and are carried at cost, net of depreciation and any provision for impairment.

Where tangible fixed assets have been acquired with the aid of specific grants, either from the government or from the private sector, they are included in the Balance Sheet at cost and depreciated over their expected useful economic life. Where there are specific conditions attached to the funding requiring the continued use of the asset, the related grants are credited to a restricted fixed asset fund in the Statement of Financial Activities and carried forward in the Balance Sheet. Depreciation on the relevant assets is charged directly to the restricted fixed asset fund in the Statement of Financial Activities.

Depreciation is provided on all tangible fixed assets other than land and assets under construction, at rates calculated to write off the cost of each asset on a straight-line basis over its expected useful life, as follows:

Leasehold Land and Buildings	2% straight line on buildings; not provided on land
Furniture and Equipment	15% straight line
Plant and Machinery	15% straight line
Computer Equipment	33% straight line

No depreciation has been provided on long leasehold land as it is similar to freehold land, which does not require depreciation.

Where the Academy Trust can identify the value of major components of freehold or leasehold buildings based upon additions following conversion to academy status, the Academy Trust reviews whether one or more such components have significantly different patterns of consumption of economic benefits. In such cases, the Academy Trust allocates the cost of the asset to its major components and depreciates each component separately over its useful life.

A review for impairment of a fixed asset is carried out if events or changes in circumstances indicate that the carrying value of any fixed asset may not be recoverable. Shortfalls between the carrying value of fixed assets and their recoverable amounts are recognised as impairments. Impairment losses are recognised in the Statement of Financial Activities.

Liabilities

Liabilities are recognised when there is an obligation at the balance sheet date as a result of a past event, it is probable that a transfer of economic benefit will be required in settlement, and the amount of the settlement can be estimated reliably. Liabilities are recognised at the amount that the Academy Trust anticipates it will pay to settle the debt or the amount it has received as advanced payments for the goods or services it must provide.

Bishop Luffa Learning Partnership

Notes to the Financial Statements for the Year Ended 31 August 2023

Provisions

Provisions are recognised when the Academy Trust has an obligation at the reporting date as a result of a past event which it is probable will result in the transfer of economic benefits and the obligation can be estimated reliably.

Provisions are measured at the best estimate of the amounts required to settle the obligation. Where the effect of the time value of money is material, the provision is based on the present value of those amounts, discounted at the pre-tax discount rate that reflects the risks specific to the liability. The unwinding of the discount is recognised within interest payable and similar charges.

Leased Assets

Rentals under operating leases are charged on a straight line basis over the lease term.

Financial Instruments

The Academy Trust only holds basic financial instruments as defined in FRS 102. The financial assets and financial liabilities of the Academy Trust and their measurement basis are as follows:

Financial assets

Trade and other debtors are basic financial instruments and are debt instruments measured at amortised cost. Prepayments are not financial instruments.

Cash at bank

Cash at bank is classified as a basic financial instrument and is measured at face value. An investment is treated as a cash equivalent when it has a short maturity of three months or less from the date of acquisition.

Financial liabilities

Trade creditors, accruals and other creditors are financial instruments, and are measured at amortised cost. Taxation and social security are not included in the financial instruments disclosure definition. Deferred income is not deemed to be a financial liability, as the cash settlement has already taken place and there is an obligation to deliver services rather than cash or another financial instrument.

Taxation

The Academy Trust is considered to pass the tests set out in Paragraph 1 Schedule 6 of the Finance Act 2010 and therefore it meets the definition of a charitable company for UK corporation tax purposes.

Accordingly, the Academy Trust is potentially exempt from taxation in respect of income or capital gains received within categories covered by part 11, chapter 3 of the Corporation Tax Act 2010 or Section 256 of the Taxation of Chargeable Gains Act 1992, to the extent that such income or gains are applied exclusively to charitable purposes.

Bishop Luffa Learning Partnership

Notes to the Financial Statements for the Year Ended 31 August 2023

Pensions Benefits

Retirement benefits to employees of the Academy Trust are provided by the Teachers' Pension Scheme ('TPS') and the Local Government Pension Scheme ('LGPS'). These are defined benefit schemes.

The TPS is an unfunded scheme and contributions are calculated to spread the cost of pensions over employees' working lives with the Academy Trust in such a way that the pension cost is a substantially level percentage of current and future pensionable payroll. The contributions are determined by the Government Actuary based on quadrennial valuations using a prospective unit credit method. TPS is an unfunded multi-employer scheme with no underlying assets to assign between employers. Consequently, the TPS is treated as a defined contribution scheme for accounting purposes and the contributions recognised in the period to which they relate.

The LGPS is a funded multi-employer scheme and the assets are held separately from those of the Academy Trust in separate trustee administered funds. Pension scheme assets are measured at fair value and liabilities are measured on an actuarial basis using the projected unit credit method and discounted at a rate equivalent to the current rate of return on a high quality corporate bond of equivalent term and currency to the liabilities. The actuarial valuations are obtained at least triennially and are updated at each balance sheet date. The amounts charged to net income/(expenditure) are the current service costs and the costs of scheme introductions, benefit changes, settlements and curtailments. They are included as part of staff costs as incurred. Net interest on the net defined benefit liability/asset is also recognised in the Statement of Financial Activities and comprises the interest cost on the defined benefit obligation and interest income on the scheme assets, calculated by multiplying the fair value of the scheme assets at the beginning of the period by the rate used to discount the benefit obligations. The difference between the interest income on the scheme assets and the actual return on the scheme assets is recognised in other recognised gains and losses.

Actuarial gains and losses are recognised immediately in other recognised gains and losses.

A defined benefit plan asset is recognised only to the extent that the Academy Trust expects to be able to recover the surplus either through reduced contributions in the future or through refunds from the plan.

Fund Accounting

Unrestricted income funds represent those resources which may be used towards meeting any of the charitable objects of the Academy Trust at the discretion of the Trustees.

Restricted fixed asset funds are resources which are to be applied to specific capital purposes imposed by funders where the asset acquired or created is held for a specific purpose.

Restricted general funds comprise all other restricted funds received with restrictions imposed by the funder/donor and include grants from the Department for Education Group.

Bishop Luffa Learning Partnership

Notes to the Financial Statements for the Year Ended 31 August 2023

Critical accounting estimates and areas of judgement

Estimates and judgements are continually evaluated and are based on historical experience and other factors, including expectations of future events that are believed to be reasonable under the circumstances.

Critical accounting estimates and assumptions

The Academy Trust makes estimates and assumptions concerning the future. The resulting accounting estimates and assumptions will, by definition, seldom equal the related actual results. The estimates and assumptions that have a significant risk of causing a material adjustment to the carrying amounts of assets and liabilities within the next financial year are discussed below.

The present value of the Local Government Pension Scheme defined benefit liability depends on a number of factors that are determined on an actuarial basis using a variety of assumptions. The assumptions used in determining the net cost (income) for pensions include the discount rate. Any changes in these assumptions will impact the carrying amount of the pension liability. Furthermore, a roll forward approach which projects results from the latest full actuarial valuation performed at 31 March 2022 has been used by the actuary in valuing the pensions liability at 31 August 2023. Any differences between the figures derived from the roll forward approach and a full actuarial valuation would impact on the carrying amount of the pension liability.

The assumptions used are disclosed in note 23.

Critical areas of judgement

There are no other critical areas of judgement.

Agency arrangements

The Academy Trust acts as an agent in distributing 16-19 bursary funds from ESFA. Payments received from ESFA and subsequent disbursements to students are excluded from the statement of financial activities as the Academy Trust does not have control over the charitable application of the funds. The funds received and paid and any balances held are disclosed in the notes to the financial statements.

2 Donations and capital grants

	Unrestricted funds	Restricted funds	2022/23 Total	2021/22 Total
	£	£	£	£
Capital grants	-	412,226	412,226	35,796
Other donations	-	20,940	20,940	16,591
	-	433,166	433,166	52,387
<i>Total 2022</i>	-	52,387	52,387	

Bishop Luffa Learning Partnership

Notes to the Financial Statements for the Year Ended 31 August 2023

3 Funding for the Academy Trust's educational operations

	Unrestricted funds £	Restricted funds £	2022/23 Total £	2021/22 Total £
DfE / ESFA grants				
General Annual Grant (GAG)	-	8,594,412	8,594,412	8,185,002
Pupil Premium	-	166,280	166,280	147,930
UIFSM	-	13,051	13,051	3,393
Rates reclaim	-	41,670	41,670	40,934
PE and sports grant	-	16,330	16,330	16,280
Teachers' pay grant	-	-	-	23,449
Teachers' pension grant	-	58,452	58,452	66,258
Other DfE grants	-	380,795	380,795	133,424
	-	9,270,990	9,270,990	8,616,670
Other government grants				
Local authority grants	-	268,878	268,878	160,257
Other government grants	-	39,185	39,185	-
	-	308,063	308,063	160,257
COVID-19 additional funding (non-DfE/ESFA)				
Other Coronavirus funding	-	-	-	23,922
Other income from the Academy Trust's educational operations				
Trip income	-	406,086	406,086	232,371
Catering income	-	51,660	51,660	46,504
Other income	-	119,465	119,465	66,258
	-	577,211	577,211	345,133
	-	10,156,264	10,156,264	9,145,982
<i>Total 2022</i>	-	9,145,982	9,145,982	

4 Other trading activities

	Unrestricted funds £	Restricted funds £	2022/23 Total £	2021/22 Total £
Hire of facilities	53,071	-	53,071	40,707
<i>Total 2022</i>	40,707	-	40,707	

Bishop Luffa Learning Partnership

Notes to the Financial Statements for the Year Ended 31 August 2023

5 Investment income

	Unrestricted funds	Restricted funds	2022/23 Total	2021/22 Total
	£	£	£	£
Short term deposits	251	-	251	166
<i>Total 2022</i>	<i>166</i>	<i>-</i>	<i>166</i>	

6 Expenditure

	Staff costs £	Non Pay Expenditure		Total 2022/23 £	Total 2021/22 £
		Premises £	Other £		
Academy's educational operations:					
Direct costs	7,006,207	-	1,017,849	8,024,056	7,425,684
Allocated support costs	1,172,772	531,690	677,028	2,381,490	2,526,933
	<u>8,178,979</u>	<u>531,690</u>	<u>1,694,877</u>	<u>10,405,546</u>	<u>9,952,617</u>
<i>Total 2022</i>	<i>7,945,874</i>	<i>436,552</i>	<i>1,570,191</i>	<i>9,952,617</i>	

Net income/(expenditure) for the period includes:

	2022/23 £	2021/22 £
Operating lease rentals	37,530	43,306
Depreciation	364,972	359,813
Fees payable to auditor for:		
Audit	10,440	9,490
Other services	4,550	3,785

Included within expenditure are the following transactions:

	Total £	Individual items above £5,000	
		Amount £	Reason
Gifts made by the Academy Trust	313	-	-

Bishop Luffa Learning Partnership

Notes to the Financial Statements for the Year Ended 31 August 2023

7 Charitable activities

	2022/23	2021/22
	Total	Total
	£	£
Direct costs – educational operations	8,024,056	7,425,684
Support costs – educational operations	2,381,490	2,526,933
	<u>10,405,546</u>	<u>9,952,617</u>

Analysis of support costs:

	Educational operations	2022/23	2021/22
		Total	Total
	£	£	£
Support staff costs	1,172,772	1,172,772	1,302,624
Depreciation	364,972	364,972	359,813
Technology costs	110,735	110,735	46,931
Premises costs	531,690	531,690	436,552
Other support costs	188,100	188,100	366,903
Governance costs	13,221	13,221	14,110
Total support costs	<u>2,381,490</u>	<u>2,381,490</u>	<u>2,526,933</u>
<i>Total 2022</i>	<u>2,526,933</u>	<u>2,526,933</u>	

Bishop Luffa Learning Partnership

Notes to the Financial Statements for the Year Ended 31 August 2023

8 Staff

a) Staff costs

Staff costs during the period were:

	2022/23	2021/22
	£	£
Wages and salaries	6,068,939	5,652,036
Social security costs	612,467	555,828
Pension costs	1,450,129	1,667,256
	<u>8,131,535</u>	<u>7,875,120</u>
Agency staff costs	47,444	70,754
	<u>8,178,979</u>	<u>7,945,874</u>

b) Staff numbers

The average number of persons employed by the Academy Trust during the year was as follows:

	2022/23	2021/22
	No.	No.
Teachers	106	102
Administration and support	97	89
Management	14	13
	<u>217</u>	<u>204</u>

c) Higher paid staff

The number of employees whose employee benefits (excluding employer pension costs and employer national insurance contributions) exceeded £60,000 was:

	2022/23	2021/22
	No.	No.
£60,001 - £70,000	8	6
£70,001 - £80,000	2	1
£100,001 - £110,000	-	1
£110,001 - £120,000	1	-

d) Key management personnel

The key management personnel of the Academy Trust comprise the Trustees and the senior management team as listed on page 1. The total amount of employee benefits (including employer pension contributions and employer national insurance contributions) received by key management personnel for their services to the Academy Trust was £571,072 (2022: £575,859).

Bishop Luffa Learning Partnership

Notes to the Financial Statements for the Year Ended 31 August 2023

9 Related Party Transactions – Trustees’ remuneration and expenses

One or more Trustees has been paid remuneration or has received other benefits from employment with the Academy Trust. The principal and other staff Trustees only receive remuneration in respect of services they provide undertaking the roles of principal and staff members under their contracts of employment.

The value of Trustees’ remuneration and other benefits was as follows:

		2022/23	2021/22
		£000	£000
K Allman (Staff trustee to 14 September 2021)	Remuneration	-	0-5
	Employer’s pension contributions paid	-	0-5
A Hindman (Staff trustee to 14 September 2021)	Remuneration	-	5-10
	Employer’s pension contributions paid	-	0-5
C Parrott (Staff trustee to 14 September 2021)	Remuneration	-	0-5
	Employer’s pension contributions paid	-	0-5

During the period ended 31 August 2023, no Trustees received any reimbursement of expenses (2022: none).

10 Trustees’ and officers’ insurance

The Academy Trust has opted into the Department for Education’s risk protection arrangement (RPA), an alternative to insurance where UK government funds cover losses that arise. This scheme protects trustees and officers from claims arising from negligent acts, errors or omissions occurring whilst on academy business, and provides cover up to £10m. It is not possible to quantify the Trustees and officers indemnity element from the overall cost of the RPA scheme.

11 Central Services

No central services were provided by the Academy Trust to its academies during the period and no central charges arose.

Bishop Luffa Learning Partnership

Notes to the Financial Statements for the Year Ended 31 August 2023

12 Tangible fixed assets

	Leasehold Land and Buildings	Furniture and Equipment £	Plant and Machinery £	Computer Equipment £	Total £
Cost					
At 1 September 2022	17,685,169	339,086	-	631,539	18,655,794
Acquisitions	-	11,792	144,141	75,399	231,332
At 31 August 2023	<u>17,685,169</u>	<u>350,878</u>	<u>144,141</u>	<u>706,938</u>	<u>18,887,126</u>
Depreciation					
At 1 September 2022	2,055,314	204,698	-	504,047	2,764,059
Charged in year	257,343	36,504	-	71,125	364,972
At 31 August 2023	<u>2,312,657</u>	<u>241,202</u>	<u>-</u>	<u>575,172</u>	<u>3,129,031</u>
Net book values					
At 31 August 2022	15,629,855	134,388	-	127,492	15,891,735
At 31 August 2023	<u>15,372,512</u>	<u>109,676</u>	<u>144,141</u>	<u>131,766</u>	<u>15,758,095</u>

13 Debtors

	2022/23 £	2021/22 £
Trade debtors	22,388	3,145
VAT recoverable	51,445	13,614
Other debtors	1,705	78,526
Prepayments and accrued income	567,507	147,755
	<u>643,045</u>	<u>243,040</u>

Included within prepayments and accrued income is an amount of £245,653 (2022: £nil) for Capital Improvement Fund income not received at the year end.

Bishop Luffa Learning Partnership

Notes to the Financial Statements for the Year Ended 31 August 2023

14 Creditors: amounts falling due within one year

	2022/23	2021/22
	£	£
Trade creditors	233,734	78,097
Other taxation and social security	141,307	135,274
Other creditors falling due within one year	183,436	167,492
Accruals and deferred income	472,042	412,183
	<u>1,030,519</u>	<u>793,046</u>

	2022/23	2021/22
	£	£
Deferred income at 1 September 2022	159,832	102,539
Released from previous years	(159,832)	(102,539)
Resources deferred in the year	222,876	159,832
Deferred income at 31 August 2023	<u>222,876</u>	<u>159,832</u>

At the balance sheet date the academy trust was holding funds received in advance for trips and other similar income which relate to the forthcoming financial year.

Bishop Luffa Learning Partnership

Notes to the Financial Statements for the Year Ended 31 August 2023

15 Funds

	Balance at 1 September 2022 £	Income £	Expenditure £	Transfers £	Gains and losses £	Balance at 31 August 2023 £
Restricted general funds						
General Annual Grant (GAG)	456,827	8,594,412	(8,390,479)	(51,594)	-	609,166
Pupil premium	-	166,280	(166,280)	-	-	-
UIFSM	-	13,051	(13,051)	-	-	-
Rates reclaim	-	41,670	(41,670)	-	-	-
PE and sports grant	-	16,330	(16,330)	-	-	-
Teachers' pension grant	-	58,452	(58,452)	-	-	-
Other DfE grants	-	380,795	(380,795)	-	-	-
Local authority grants	-	268,878	(268,878)	-	-	-
Other government grants	-	39,185	(39,185)	-	-	-
Other educational activities	-	598,151	(598,151)	-	-	-
	<u>456,827</u>	<u>10,177,204</u>	<u>(9,973,271)</u>	<u>(51,594)</u>	<u>-</u>	<u>609,166</u>
Pension reserve	-	-	(51,000)	-	51,000	-
	<u>456,827</u>	<u>10,177,204</u>	<u>(10,024,271)</u>	<u>(51,594)</u>	<u>51,000</u>	<u>609,166</u>
Restricted fixed asset funds						
Fixed asset fund	15,891,735	-	(364,972)	231,332	-	15,758,095
ESFA capital grants (DFC)	-	35,597	-	(35,597)	-	-
ESFA capital grants (CIF)	-	307,066	-	(144,141)	-	162,925
Other capital grants	-	69,563	(16,303)	-	-	53,260
	<u>15,891,735</u>	<u>412,226</u>	<u>(381,275)</u>	<u>51,594</u>	<u>-</u>	<u>15,974,280</u>
Total restricted funds	<u>16,348,562</u>	<u>10,589,430</u>	<u>(10,405,546)</u>	<u>-</u>	<u>51,000</u>	<u>16,583,446</u>
Total unrestricted funds	<u>407,782</u>	<u>53,322</u>	<u>-</u>	<u>-</u>	<u>-</u>	<u>461,104</u>
Total funds	<u>16,756,344</u>	<u>10,642,752</u>	<u>(10,405,546)</u>	<u>-</u>	<u>51,000</u>	<u>17,044,550</u>

Bishop Luffa Learning Partnership

Notes to the Financial Statements for the Year Ended 31 August 2023

15 Funds (continued)

The specific purposes for which the funds are to be applied are as follows:

General annual grant

This includes all funding received from the ESFA to carry out the objectives of the academy. It includes the school budget share; minimum funding guarantee; education services grant; insurance; rates; and pre-16 high needs funding streams.

Other DfE/ESFA grants

This is funding received from the ESFA for specific purposes.

Local authority grants

This is funding received from the local authority for specific purposes, for example Special Educational Needs funding.

Other educational activities

This includes all other educational income/expenditure.

Pension reserve

This represents the negative reserve in respect of the liability on the LGPS pension scheme which was transferred to the Academy Trust on conversion.

Fixed asset fund

The fund includes the value of the tangible fixed assets of the academy on conversion, and amounts transferred from GAG or other restricted funds specifically for expenditure on tangible fixed assets, and the annual charges for depreciation of these assets.

DfE/ESFA capital grants

This is funding received from the DfE/ESFA specifically for expenditure on capital improvements.

Transfers between funds

Transfers to the restricted fixed asset fund represent the cost of fixed asset additions which have been funded from restricted or unrestricted general funds.

Under the funding agreement with the Secretary of State, the Academy Trust was not subject to a limit on the amount of GAG that it could carry forward at 31 August 2023.

Bishop Luffa Learning Partnership

Notes to the Financial Statements for the Year Ended 31 August 2023

15 Funds (continued)

Total funds analysis by academy

Fund balances at 31 August 2023 were allocated as follows:

	2022/23	2021/22
	£	£
Bishop Luffa School, Chichester	1,013,464	755,143
Rumboldswyke Church of England Primary School	56,806	109,466
Total before fixed assets and pension reserve	<u>1,070,270</u>	<u>864,609</u>
Restricted fixed asset fund	15,974,280	15,891,735
Pension reserve	-	-
Total	<u>17,044,550</u>	<u>16,756,344</u>

Total cost analysis by academy

Expenditure incurred by each academy during the year was as follows:

	Teaching and Educational Support Staff Costs £	Other Support Staff Costs £	Educational Supplies £	Other Costs (excl. dep- reciation) £	2022/23 Total £	2021/22 Total £
Bishop Luffa School	6,637,190	1,077,222	983,566	778,296	9,476,274	9,122,875
Rumboldswyke	369,017	95,550	34,283	65,450	564,300	469,929
	<u>7,006,207</u>	<u>1,172,772</u>	<u>1,017,849</u>	<u>843,746</u>	<u>10,040,574</u>	<u>9,592,804</u>

Bishop Luffa Learning Partnership

Notes to the Financial Statements for the Year Ended 31 August 2023

15 Funds (continued)

Comparative information in respect of the preceding period is as follows:

	Balance at 1 September 2021 £	Income £	Expenditure £	Transfers £	Gains and losses £	Balance at 31 August 2022 £
Restricted general funds						
General Annual Grant (GAG)	411,392	8,185,002	(8,033,150)	(106,417)	-	456,827
Pupil premium	-	147,930	(147,930)	-	-	-
UIFSM	-	3,393	(3,393)	-	-	-
Rates reclaim	-	40,934	(40,934)	-	-	-
PE and sports grant	-	16,280	(16,280)	-	-	-
Teachers' pay grant	-	23,449	(23,449)	-	-	-
Teachers' pension grant	-	66,258	(66,258)	-	-	-
Other DfE grants	-	133,424	(133,424)	-	-	-
Local authority grants	-	160,257	(160,257)	-	-	-
Catch-up premium	98,480	-	(98,480)	-	-	-
Other Coronavirus funding	-	23,922	(23,922)	-	-	-
Other educational activities	-	361,724	(361,724)	-	-	-
	509,872	9,162,573	(9,109,201)	(106,417)	-	456,827
Pension reserve	(2,966,000)	-	(481,000)	-	3,447,000	-
	(2,456,128)	9,162,573	(9,590,201)	(106,417)	3,447,000	456,827
Restricted fixed asset funds						
Fixed asset fund	16,148,015	(38,680)	(359,813)	142,213	-	15,891,735
ESFA capital grants (DFC)	-	35,796	-	(35,796)	-	-
	16,148,015	(2,884)	(359,813)	106,417	-	15,891,735
Total restricted funds	13,691,887	9,159,689	(9,950,014)	-	3,447,000	16,348,562
Total unrestricted funds	369,512	40,873	(2,603)	-	-	407,782
Total funds	14,061,399	9,200,562	(9,952,617)	-	3,447,000	16,756,344

Bishop Luffa Learning Partnership

Notes to the Financial Statements for the Year Ended 31 August 2023

16 Analysis of net assets between funds

	Un-restricted funds	Restricted general funds	Restricted pension funds	Restricted fixed asset funds	Total funds
	£	£	£	£	£
Tangible fixed assets	-	-	-	15,758,095	15,758,095
Current assets	461,104	1,639,685	-	216,185	2,316,974
Current liabilities	-	(1,030,519)	-	-	(1,030,519)
Total net assets	<u>461,104</u>	<u>609,166</u>	<u>-</u>	<u>15,974,280</u>	<u>17,044,550</u>

Comparative information in respect of the preceding period is as follows:

	Un-restricted funds	Restricted general funds	Restricted pension funds	Restricted fixed asset funds	Total funds
	£	£	£	£	£
Tangible fixed assets	-	-	-	15,891,735	15,891,735
Current assets	407,782	1,249,873	-	-	1,657,655
Current liabilities	-	(793,046)	-	-	(793,046)
Total net assets	<u>407,782</u>	<u>456,827</u>	<u>-</u>	<u>15,891,735</u>	<u>16,756,344</u>

17 Long-term commitments, including operating leases

Operating leases

At 31 August 2023 the total of the Academy Trust's future minimum lease payments under non-cancellable operating leases was:

	2022/23	2021/22
	£	£
Amounts due within one year	24,051	11,908
Amounts due between one and five years	<u>41,793</u>	<u>21,991</u>
	<u>65,844</u>	<u>33,899</u>

Bishop Luffa Learning Partnership

Notes to the Financial Statements for the Year Ended 31 August 2023

18 Reconciliation of net income/(expenditure) to net cash flow from operating activities

	2022/23	2021/22
	£	£
Net income / (expenditure) for the reporting period	237,206	(752,055)
Adjusted for:		
Depreciation	364,972	359,813
Capital grants from DfE and other capital income	(412,226)	(35,796)
Interest receivable	(251)	(166)
Defined benefit pension scheme cost less contributions payable	80,000	429,000
Defined benefit pension scheme finance cost	(29,000)	52,000
Transfer from local authority on conversion	-	38,680
(Increase) / decrease in debtors	(154,352)	23,332
Increase in creditors	237,473	97,288
Net cash provided by Operating Activities	<u>323,822</u>	<u>212,096</u>

19 Cash flows from investing activities

	2022/23	2021/22
	£	£
Dividends, interest and rents from investments	251	166
Purchase of tangible fixed assets	(231,332)	(142,213)
Capital grants from DfE Group	97,010	35,796
Capital funding received from sponsors and others	69,563	-
Net cash used in investing activities	<u>(64,508)</u>	<u>(106,251)</u>

Bishop Luffa Learning Partnership

Notes to the Financial Statements for the Year Ended 31 August 2023

20 Analysis of cash and cash equivalents

	2022/23	2021/22
	£	£
Cash at bank and in hand	<u>1,673,929</u>	<u>1,414,615</u>

21 Analysis of changes in net debt

	At 1 September 2022 £	Cash flows £	Acquisition/ disposal of subsidiaries £	New finance leases £	Other non-cash changes £	At 31 August 2023 £
Cash	1,414,615	259,314	-	-	-	1,673,929
Total	<u>1,414,615</u>	<u>259,314</u>	<u>-</u>	<u>-</u>	<u>-</u>	<u>1,673,929</u>

22 Member liability

Each member of the charitable company undertakes to contribute to the assets of the company in the event of it being wound up while he/she is a member, or within one year after he/she ceases to be a member, such amount as may be required, not exceeding £10 for the debts and liabilities contracted before he/she ceases to be a member.

Bishop Luffa Learning Partnership

Notes to the Financial Statements for the Year Ended 31 August 2023

23 Pension and similar obligations

The Academy Trust's employees belong to two principal pension schemes: the Teachers' Pension Scheme England and Wales (TPS) for academic and related staff; and the Local Government Pension Scheme (LGPS) for non-teaching staff, which is managed by West Sussex County Council. Both are multi-employer defined benefit schemes.

The latest actuarial valuation of the TPS related to the period ended 31 March 2016 and of the LGPS 31 March 2022.

Contributions amounting to £nil were payable to the schemes at 31 August 2023 (2022: £143,924) and are included within creditors.

Teachers' Pension Scheme

The Teachers' Pension Scheme (TPS) is a statutory, contributory, defined benefit scheme, governed by the Teachers' Pension Scheme Regulations 2014. Membership is automatic for teachers in academies. All teachers have the option to opt-out of the TPS following enrolment.

The TPS is an unfunded scheme to which both the member and employer makes contributions, as a percentage of salary - these contributions are credited to the Exchequer. Retirement and other pension benefits are paid by public funds provided by Parliament.

Valuation of the Teachers' Pension Scheme

The Government Actuary, using normal actuarial principles, conducts a formal actuarial review of the TPS in accordance with the Public Service Pensions (Valuations and Employer Cost Cap) Directions 2014 published by HM Treasury every four years. The aim of the review is to specify the level of future contributions. Actuarial scheme valuations are dependent on assumptions about the value of future costs, design of benefits and many other factors.

The 31 March 2016 TPS actuarial valuation results were implemented from 1 September 2019. The key elements of the valuation and subsequent consultation were:

- employer contribution rates set at 23.68% of pensionable pay (including a 0.08% administration levy).
- total scheme liabilities (pensions currently in payment and the estimated cost of future benefits) for service to the effective date of £218,100 million and notional assets (estimated future contributions together with the notional investments held at the valuation date) of £196,100 million, giving a notional past service deficit of £22,000 million.
- the SCAPE rate, set by HMT, is used to determine the notional investment return. The current SCAPE rate is 2.4% above the rate of CPI. The assumed real rate of return is 2.4% in excess of prices and 2% in excess of earnings. The rate of real earnings growth is assumed to be 2.2%. The assumed nominal rate of return including earnings growth is 4.45%.

The latest actuarial TPS valuation results, as at 31 March 2020, were released in October 2023. The revised employer contribution rate, arising from this valuation, is due to be implemented from 1 April 2024.

Bishop Luffa Learning Partnership

Notes to the Financial Statements for the Year Ended 31 August 2023

23 Pension and similar obligations (continued)

The employer's pension costs paid to TPS in the period amounted to £1,032,858 (2022: £962,370).

A copy of the valuation report and supporting documentation is on the Teachers' Pensions website.

Under the definitions set out in FRS 102, the TPS is an unfunded multi-employer pension scheme. The Academy Trust has accounted for its contributions to the scheme as if it were a defined contribution scheme. The Academy Trust has set out above the information available on the scheme.

Local Government Pension Scheme

The LGPS is a funded defined benefit pension scheme, with the assets held in separate trustee-administered funds. The total contribution made for the year ended 31 August 2023 was as follows:

	2023	2022
	£	£
Employer's contributions	283,000	267,000
Employees' contributions	81,000	79,000
	<u>364,000</u>	<u>346,000</u>

The agreed contribution rates for future years are 21.6% for employers and 5.5% to 12.5% for employees.

Parliament has agreed, at the request of the Secretary of State for Education, to a guarantee that, in the event of an academy trust closure, outstanding Local Government Pension Scheme liabilities would be met by the Department for Education. The guarantee came into force on 18 July 2013 and on 21 July 2022, the Department for Education reaffirmed its commitment to the guarantee, with a parliamentary minute published on GOV.UK.

Principal actuarial assumptions

	2023	2022
Rate of increase in salaries	4.5%	3.6%
Rate of increase for pensions in payment/inflation	3.0%	3.1%
Discount rate for scheme liabilities	5.2%	4.3%
Inflation assumption (CPI)	3.0%	3.1%
Commutation of pensions to lump sums	<u>50.0%</u>	<u>50.0%</u>

The current mortality assumptions include sufficient allowance for future improvements in mortality rates. The assumed life expectations on retirement age 65 are:

	2023	2022
<i>Retiring today</i>		
Males	22.1	21.9
Females	<u>24.7</u>	<u>24.2</u>
<i>Retiring in 20 years</i>		
Males	22.6	22.8
Females	<u>25.7</u>	<u>25.9</u>

Bishop Luffa Learning Partnership

Notes to the Financial Statements for the Year Ended 31 August 2023

23 Pension and similar obligations (continued)

Sensitivity analysis

	Increase/(reduction) in defined benefit obligation	
	2023	2022
	£	£
Discount rate +0.1%	(108,000)	(6,200,000)
Discount rate -0.1%	108,000	129,000
Mortality assumption – 1 year increase	193,000	220,000
Mortality assumption – 1 year decrease	(193,000)	(6,200,000)
CPI rate +0.1%	100,000	119,000
CPI rate -0.1%	(100,000)	(6,200,000)

The Academy Trust's share of the assets in the scheme were:

	2023	2022
	£	£
Equities	3,407,000	3,038,000
Gilts	1,848,000	1,984,000
Property	346,000	992,000
Cash and other liquid assets	173,000	186,000
Total market value of assets	<u>5,774,000</u>	<u>6,200,000</u>

The actual return on scheme assets was a loss of £677,000 (2022: £104,000).

Amount recognised in the Statement of Financial Activities

	2022/23	2021/22
	£	£
Current service cost	363,000	696,000
Interest income	(269,000)	(102,000)
Interest cost	240,000	154,000
Total amount recognised in the SOFA	<u>334,000</u>	<u>748,000</u>

Bishop Luffa Learning Partnership

Notes to the Financial Statements for the Year Ended 31 August 2023

23 Pension and similar obligations (continued)

Changes in the present value of defined benefit obligations were as follows:

	2022/23	2021/22
	£	£
At 1 September	6,200,000	8,993,000
Current service cost	363,000	696,000
Interest cost	240,000	154,000
Employee contributions	81,000	79,000
Actuarial gain	(997,000)	(3,653,000)
Benefits paid	(113,000)	(69,000)
At 31 August	<u>5,774,000</u>	<u>6,200,000</u>

Changes in the fair value of Academy Trust's share of scheme assets:

	2022/23	2021/22
	£	£
At 1 September	6,200,000	6,027,000
Interest income	269,000	102,000
Actuarial loss	(946,000)	(206,000)
Employer contributions	283,000	267,000
Employee contributions	81,000	79,000
Benefits paid	(113,000)	(69,000)
At 31 August	<u>5,774,000</u>	<u>6,200,000</u>

24 Related party transactions

Owing to the nature of the Academy Trust and the composition of the Board of Trustees being drawn from local public and private sector organisations, transactions may take place with organisations in which the Trustees have an interest. The following related party transactions took place in the financial period:

Income Related Party Transactions:

The Academy Trust received £834 (2022: Enil) for consultancy work provided to Bishop Otter Academy Trust (an Academy Trust in which DoCET is also a member).

25 Agency arrangements

The Academy Trust distributes 16-19 bursary funds to students as an agent for ESFA. In the accounting period ended 31 August 2023 the Academy Trust received £26,474 and disbursed £17,343 from the fund. An amount of £9,680 is included in other creditors relating to undistributed funds that are repayable to ESFA. Comparatives for the accounting period ended 31 August 2022 are £14,201 received, £14,098 disbursed and £549 included in other creditors.

Bishop Luffa Learning Partnership

Notes to the Financial Statements for the Year Ended 31 August 2023

26 Events after the end of the reporting period

As of 1 December 2023, Lavant Church of England Primary School joined the Multi Academy Trust.